COMISA®
QUALITY COMES FIRST

Cod.UG19M562



MANUAL AND THERMOSTATIC RADIATOR VALVES

VALVOLE MANUALI E TERMOSTATIZZABILI PER RADIATORI

EN IT

INDEX / *INDICE*

RADIATOR
RADIATORE

THERMOSTATIC VALVES AND LOCKSHIELDS FOR RADIATOR

VALVOLE TERMOSTATIZZABILI E DETENTORI PER RADIATORI

	PAGE *PAGINA*
RANGE AVAILABLE *GAMMA DISPONIB ILE*	4
105	6
106	12
107	18
108	20

SERIE
PLUS

110	28
111	34
121	36

Eurocone
/ Eurocono

105E	10
106E	16

105R	8
106R	14

Eurocone
/ Eurocono

SERIE
PLUS

110E	32
111E	40



SERIE
PLUS

111R	38
110R	30

THERMOSTATIC HEAD

TESTE TERMOSTATICHE

101	22
103	24
104	26

RADIATOR
RADIATORE

MANUAL VALVES
AND LOCKSHIELDS FOR RADIATOR
VALVOLE MANUALI
E DETENTORI PER RADIATORI

SERIE
X

RANGE AVAILABLE / GAMMA DISPONIBILE	PAGE / *PAGINA*
115	42
116	44
117	48
118	52
115R	56
116R	46
117R	50
118R	54
119	58
120	60
122	66
119R	70
120R	62
119E	68

SERIE
PLUS

Eurocone
/ Eurocono

THERMOSTATIC VALVES AND LOCKSHIELDS FOR RADIATOR

VALVOLE TERMOSTATIZZABILI E DETENTORI PER RADIATORI

CONNECTION IRON PIPE
ATTACCO FERRO

105	106	107	108	111	110
					
ANGLE VALVE *VALVOLA ANGOLO*	STRAIGHT VALVE *VALVOLA DIRITTA*	REVERSIBLE VALVE (without flow presetting) *VALVOLA REVERSIBILE* *(senza preregolazione)*	COAXIAL VALVE *VALVOLA COASSIALE*	ANGLE LOCKSHIELD *DETENTORE ANGOLO*	STRAIGHT LOCKSHIELD *DETENTORE DIRITTO*
SIZE / MISURE	SIZE / MISURE	SIZE / MISURE	SIZE / MISURE	SIZE / MISURE	SIZE / MISURE
3/8" PN 10 Kvs 1,48 **1/2"** PN 10 Kvs 1,48 **3/4"** PN 10 Kvs 1,85 **1"** PN 10 Kvs 3	**3/8"** PN 10 Kvs 1,15 **1/2"** PN 10 Kvs 1,15 **3/4"** PN 10 Kvs 1,36 **1"** PN 10	**1/2"** PN 10 Kvs 1,17	**3/8"** PN 10 Kvs 1,10 **1/2"** PN 10 Kvs 1 ,10	**3/8"** PN 10 Kvs 1,9 **1/2"** PN 10 Kvs 2,1 **3/4"** PN 10 Kvs 2,26 **1"** PN 10 Kvs 3,8	**3/8"** PN 10 Kvs 1,2 **1/2"** PN 10 Kvs 1,8 **3/4"** PN 10 Kvs 1,80 **1"** PN 10

101	103	104
THERMOSTATIC HEAD WITH LIQUID SENSOR *TESTA TERMOSTATICA CON SENSORE A LIQUIDO*	THERMOSTATIC HEAD WITH INTEGRATED CONTROL AND REMOTE SENSOR *TESTA TERMOSTATICA CON COMANDO INTEGRATO E SENSORE A DISTANZA*	THERMOSTATIC HEAD WITH LIQUID SENSOR WITH INTEGRATED CONTROL AND REMOTE SENSOR *TESTA TERMOSTATICA CON COMANDO E SENSORE A DISTANZA*
THREAD / FILETTO	THREAD / FILETTO	THREAD / FILETTO
M30 x 1,5	**M30 x 1,5**	**M30 x 1,5**



MULTILAYER PIPE
/ TUBO MULTISTRATO

RADIATOR
RADIATORE

CONNECTIONS COPPER PIPE / MULTILAYER PIPE
ATTACCO TUBO RAME / TUBO MULTISTRATO

	105R	106R	111R	110R
	ANGLE VALVE *VALVOLA ANGOLO*	STRAIGHT VALVE *VALVOLA DIRITTA*	ANGLE LOCKSHIELD *DETENTORE ANGOLO*	STRAIGHT LOCKSHIELD *DETENTORE DIRITTO*
	SIZE / MISURE	SIZE / MISURE	SIZE / MISURE	SIZE / MISURE
	3/8" PN 10 Kvs 1,48 **1/2"** PN 10 Kvs 1,48	**3/8"** PN 10 Kvs 1,15 **1/2"** PN 10 Kvs 1,15	**3/8"** PN 10 Kvs 1,9 **1/2"** PN 10 Kvs 2,1	**3/8"** PN 10 Kvs 1,2 **1/2"** PN 10 Kvs 1,8

EUROCONE ***EUROCONO***	105E	106E	111E	110E
	ANGLE VALVE *VALVOLA ANGOLO*	STRAIGHT VALVE *VALVOLA DIRITTA*	ANGLE LOCKSHIELD *DETENTORE ANGOLO*	STRAIGHT LOCKSHIELD *DETENTORE DIRITTO*
	SIZE / MISURE	SIZE / MISURE	SIZE / MISURE	SIZE / MISURE
	3/8" PN 10 Kvs 1,48 **1/2"** PN 10 Kvs 1,48	**3/8"** PN 10 Kvs 1,15 **1/2"** PN 10 Kvs 1,15	**3/8"** PN 10 Kvs 1,9 **1/2"** PN 10 Kvs 2,1	**3/8"** PN 10 Kvs 1,2 **1/2"** PN 10 Kvs 1,8

COMISA
QUALITY COMES FIRST

ANGLE THERMOSTATIC RADIATOR VALVES
VALVOLA TERMOSTATIZZABILE AD ANGOLO PER RADIATORI

Thermostatic valve for the regulation and interception of the fluid circulating in the radiators of the air conditioning systems.

Valvola termostatizzabile destinata alla regolazione ed intercettazione del fluido circolante nei radiatori degli impianti di climatizzazione.

RADIATOR
RADIATORE

REVERSIBLE FLOW
FLUSSO REVERSIBILE

105

CONFORM TO
/ CONFORME A
SERIE F EN 215

WITH FLOW PRESETTING
CON PREREGOLAZIONE DELLA PORTATA



CONNECTION IRON PIPE
ATTACCO TUBO FERRO





ISO 7/1

Product with low thermal inertia in connection with the thermostatic head 101.
Prodotto a bassa inerzia termica in abbinamento alla testa TH 101.



100%
MADE IN
ITALY

SIZE *MISURE*	PN	Kvs
3/8"	10	1,48
1/2"	10	1,48
3/4"	10	1,85
1"•	10	3

•**Attention (1")** / ***Attenzione (1")***
The DN 25 valve does not have a flow preset
La valvole DN 25 non ha la preregolazione di portata

Maximum pressure / ***Pressione massima***
10 Bar

Operating temperature / *Temperatura d'esercizio*
0° C + 120°C

Maximum Δp / ***Valore massimo Δp***
1 Bar

Fluid / *Fluidi*
Water and glycol solutions (maximum 30%)
Acqua e soluzioni glicolate (max 30%)

- Innovative system 6 positions for regulating the flow
- Angle thermostatic valve for radiator with shutter soft seal
- Testing at 100% (detailed inspection) of the seals inwards and outwards on the whole production batch
- Body in brass CW617N in conformity with EN 12165, hot-pressed sand blasted and nickel plated before machining
- Shutter in brass CW614N, in conformity with EN 12164
- Brass in conformity with: DIN 50930-6; D.M.174; Directive 2011/65/EC (ROHS II)
- O-Rings in EPDM
- Handwheel in white ABS

- *Innovativo sistema a 6 posizioni per la regolazione del flusso*
- *Valvola termostatizzabile ad angolo per radiatore*
- *Collaudi al 100% delle tenute verso l'interno e verso l'esterno sull'intero lotto prodotto*
- *Corpo in ottone CW617N conforme a EN 12165, stampati a caldo sabbiati e nichelati prima della lavorazione*
- *Otturatore in ottone CW614N conforme a EN 12164*
- *Ottone conforme a: DIN 50930-6; D.M.174; Direttiva 2011/65/EC (ROHS II)*
- *O-rings in EPDM*
- *Manopola in ABS bianco*

TAIL PIECES 3/8" - 1/2"

* ISO 7/1
STANDARD

ISO 7/1
PTFE

ISO 228
O-RING
FIXED RING
GHIERA FISSA

ISO 228
O-RING
REGULATING RING
GHIERA REGOLABILE

Threaded connection

Valve in conformity with EN10226-1 (ISO7/1)
Standard tail piece and PTFE in conformity with EN10226-1 (ISO7/1)
Tail piece with O-Ring in conformity with EN ISO 228
* Standard tail piece for 3/4" size in conformity with EN ISO 228

Filetto di connessione

Valvola conforme EN10226-1 (ISO7/1)
Bocchettone standard e PTFE conforme a EN10226-1 (ISO7/1)
Bocchettone con O-Ring conforme a EN ISO 228
* *Bocchettone standard per 3/4" conforme a EN ISO 228*

Valve combined with lockshield
Valvola abbinabile con detentore

111

Certifications /*Certificazioni*

RoHS COMPLIANT

Comisa reserves the right to make any technical and aesthetical changes without prior warning, as part of a continual product and process improvement.
Comisa si riserva il diritto di apportare eventuali modifiche di natura tecnica ed estetica senza alcun preavviso, nell'ambito di un costante miglioramento del prodotto e del processo produttivo.

ANGLE THERMOSTATIC RADIATOR VALVES
VALVOLA TERMOSTATIZZABILE AD ANGOLO PER RADIATORI

Thermostatic valve for the regulation and interception of the fluid circulating in the radiators of the air conditioning systems.

Valvola termostatizzabile destinata alla regolazione ed intercettazione del fluido circolante nei radiatori degli impianti di climatizzazione.

105

CONFORM TO / CONFORME A
SERIE **F** EN 215

WITH FLOW PRESETTING
CON PREREGOLAZIONE DELLA PORTATA



Materials / *Materiali*

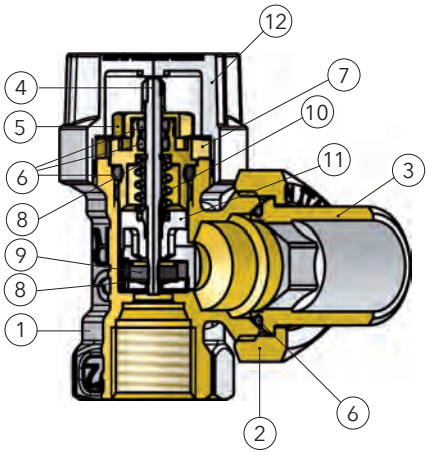

	DESCRIPTION	*DESCRIZONE*	MATERIAL / *MATERIALE*
1	BODY	*CORPO*	BRASS / *OTTONE CW617N UNI EN 12165*
2	NUT	*DADO*	BRASS / *OTTONE CW617N UNI EN 12165*
3	TAIL PIECE	*BOCCHETTONE*	BRASS / *OTTONE CW617N UNI EN 12165*
4	SPINDLE	*ASTA DI COMANDO*	STEEL / *ACCIAIO / AISI 316*
5	HEAD SCREW	*GHIERA VITONE*	BRASS / *OTTONE CW614N UNI EN 12164*
6	O-RING	*O-RING*	EPDM
7	BODY SCREW	*CORPO VITONE*	BRASS / *OTTONE CW614N UNI EN 12164*
8	SEEGER	*SEEGER*	STEEL / *ACCIAIO AISI 304*
9	GASKET	*GUARNIZIONE*	EPDM
10	SPRING	*MOLLA*	STEEL / *ACCIAIO PER MOLLE*
11	DEVICE FOR PRESETTING	*ANELLO DI REGOLAZIONE DELLA PORTATA*	ACETAL RESIN / *RESINA ACETALICA*
12	HANDWELL	*MANOPOLA*	ABS WHITE / *ABS BIANCO*

Dimensions / *Dimensioni*

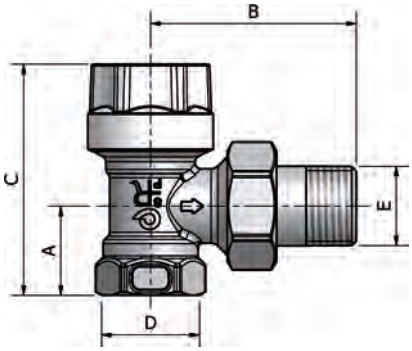

SIZE / *MISURE*	A	B	C	C1	D	E
3/8"	20	49	57	73	Rp 3/8"	R 3/8"
1/2"	23	54	61	76,5	Rp 1/2"	R 1/2"
3/4"	26	59	64	79,5	Rp 3/4"	G 3/4"
1"	34	73,5	74	90	Rp 1"	G 1"

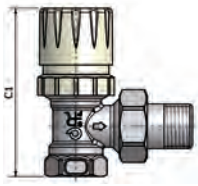

Pressure drop chartes / *Diagramma perdite di carico*

3/8" - 1/2"

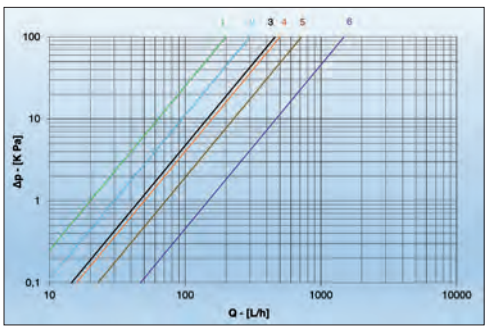

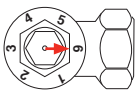

Referred to the position 6 of the body combined with the thermostatic head 101

Riferita alla posizione 6 del corpo in abbinamento alla testa termostatica 101

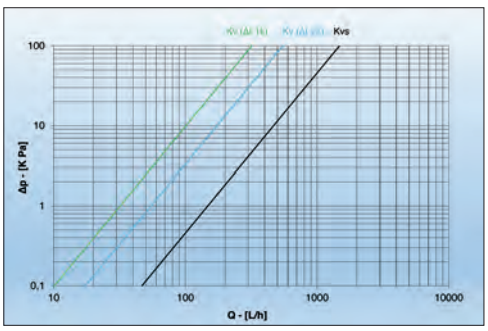

Chart of size 3/4"and 1" pag.73.
Per il grafico relativo alle misura 3/4" e 1" pag. 73.

COMISA
QUALITY COMES FIRST

ANGLE THERMOSTATIC RADIATOR VALVES
VALVOLA TERMOSTATIZZABILE AD ANGOLO PER RADIATORI

Thermostatic valve for the regulation and interception of the fluid circulating in the radiators of the air conditioning systems.

Valvola termostatizzabile destinata alla regolazione ed intercettazione del fluido circolante nei radiatori degli impianti di climatizzazione.

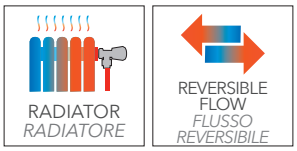

105R

WITH FLOW PRESETTING
CON PREREGOLAZIONE DELLA PORTATA



CONNECTION COPPER PIPE MULTILAYER PIPE
ATTACCO TUBO RAME TUBO MULTISTRATO

Product with low thermal inertia in connection with the thermostatic head 101.
Prodotto a bassa inerzia termica in abbinamento alla testa TH 101.



ISO 228

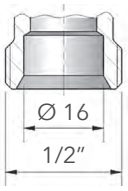

100% MADE IN ITALY



MISURE *SIZE*	PN	Kvs
3/8"	10	1,48
1/2"	10	1,48

- Innovative system 6 positions for regulating the flow
- Angle thermostatic valve for radiator with shutter soft seal
- Testing at 100% (detailed inspection) of the seals inwards and outwards on the whole production batch
- Body in brass CW617N in conformity with EN 12165, hot-pressed sand blasted and nickel plated before machining
- Shutter in brass CW614N, in conformity with EN 12164
- Brass in conformity with: DIN 50930-6; D.M.174; Directive 2011/65/EC (ROHS II)
- O-Rings in EPDM
- Handwheel in white ABS

- *Innovativo sistema a 6 posizioni per la regolazione del flusso*
- *Valvola termostatizzabile ad angolo per radiatore*
- *Collaudi al 100% delle tenute verso l'interno e verso l'esterno sull'intero lotto prodotto*
- *Corpo in ottone CW617N conforme a EN 12165, stampati a caldo sabbiati e nichelati prima della lavorazione*
- *Otturatore in ottone CW614N conforme a EN 12164*
- *Ottone conforme a: DIN 50930-6; D.M.174; Direttiva 2011/65/EC (ROHS II)*
- *O-rings in EPDM*
- *Manopola in ABS bianco*

Maximum pressure / *Pressione massima*
10 Bar

Operating temperature / *Temperatura d'esercizio*
0° C + 120°C

Maximum Δp / *Valore massimo Δp*
1 Bar

Fluid / *Fluidi*
Water and glycol solutions (maximum 30%)
Acqua e soluzioni glicolate (max 30%)

TAIL PIECES 3/8" - 1/2"



ISO 7/1
STANDARD

ISO 7/1
PTFE

ISO 228
O-RING
FIXED RING
GHIERA FISSA

ISO 228
O-RING
REGULATING RING
GHIERA REGOLABILE

Threaded connection
Valve in conformity with EN10226-1 (ISO7/1)
Standard tail piece and PTFE in conformity with EN10226-1 (ISO7/1)
Tail piece with O-Ring in conformity with EN ISO 228

Filetto di connessione
Valvola conforme EN10226-1 (ISO7/1)
Bocchettone standard e PTFE conforme a EN10226-1 (ISO7/1)
Bocchettone con O-Ring conforme a EN ISO 228

Valve combined with lockshield
Valvola abbinabile con detentore

111R

Certifications /*Certificazioni*

RoHS COMPLIANT

ADAPTORS / *ADATTATORI*

875
PRESS FITTING
FOR MULTILAYER PIPE
/ A PRESSARE
PER TUBO MULTISTRATO

225C
SCREW FITTING
FOR MULTILAYER PIPE
/ A STRINGERE
PER TUBO MULTISTRATO

178
FOR COPPER PIPE
/ PER TUBO RAME

Comisa reserves the right to make any technical and aesthetical changes without prior warning, as part of a continual product and process improvement.
Comisa si riserva il diritto di apportare eventuali modifiche di natura tecnica ed estetica senza alcun preavviso, nell'ambito di un costante miglioramento del prodotto e del processo produttivo.

Thermostatic valve for the regulation and interception of the fluid circulating in the radiators of the air conditioning systems.

Valvola termostatizzabile destinata alla regolazione ed intercettazione del fluido circolante nei radiatori degli impianti di climatizzazione.

105R

WITH FLOW PRESETTING
CON PREREGOLAZIONE DELLA PORTATA



Materials / *Materiali*

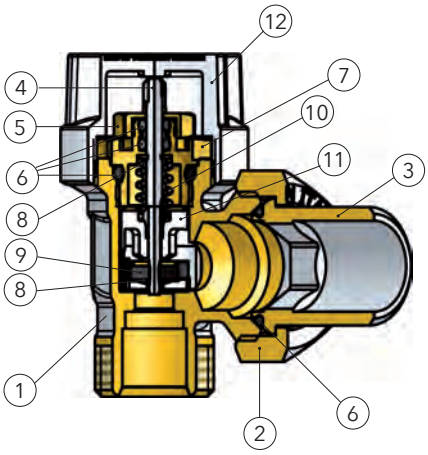

	DESCRIPTION	*DESCRIZONE*	MATERIAL / *MATERIALE*
1	BODY	*CORPO*	BRASS / *OTTONE CW617N UNI EN 12165*
2	NUT	*DADO*	BRASS / *OTTONE CW617N UNI EN 12165*
3	TAIL PIECE	*BOCCHETTONE*	BRASS / *OTTONE CW617N UNI EN 12165*
4	SPINDLE	*ASTA DI COMANDO*	STEEL / *ACCIAIO / AISI 316*
5	HEAD SCREW	*GHIERA VITONE*	BRASS / *OTTONE CW614N UNI EN 12164*
6	O-RING	*O-RING*	EPDM
7	BODY SCREW	*CORPO VITONE*	BRASS / *OTTONE CW614N UNI EN 12164*
8	SEEGER	*SEEGER*	STEEL / *ACCIAIO AISI 304*
9	GASKET	*GUARNIZIONE*	EPDM
10	SPRING	*MOLLA*	STEEL / *ACCIAIO PER MOLLE*
11	DEVICE FOR PRESETTING	*ANELLO DI REGOLAZIONE DELLA PORTATA*	ACETAL RESIN / *RESINA ACETALICA*
12	HANDWELL	*MANOPOLA*	ABS WHITE / *ABS BIANCO*

Dimensions / *Dimensioni*

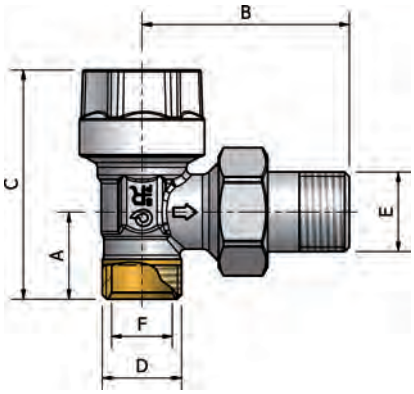

SIZE / *MISURE*	A	B	C	C1	D	E	F
3/8"	21,5	52	58	74,5	G 1/2"	R 3/8"	16
1/2"	21,5	54	58	74,5	G 1/2"	R 1/2"	16

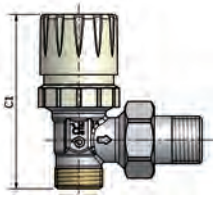

Pressure drop chartes / *Diagramma perdite di carico*

3/8" - 1/2"

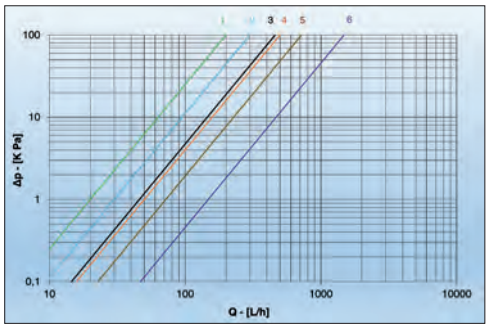

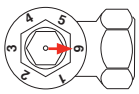

Referred to the position 6 of the body combined with the thermostatic head 101

Riferita alla posizione 6 del corpo in abbinamento alla testa termostatica 101

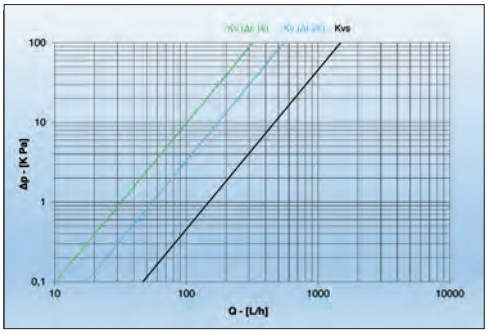

COMISA
QUALITY COMES FIRST

ANGLE THERMOSTATIC RADIATOR VALVES
VALVOLA TERMOSTATIZZABILE AD ANGOLO PER RADIATORI

Thermostatic valve for the regulation and interception of the fluid circulating in the radiators of the air conditioning systems.

Valvola termostatizzabile destinata alla regolazione ed intercettazione del fluido circolante nei radiatori degli impianti di climatizzazione.

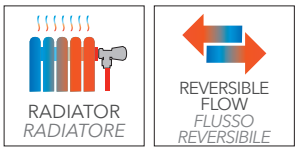

105E

WITH FLOW PRESETTING
CON PREREGOLAZIONE DELLA PORTATA



CONNECTION COPPER PIPE MULTILAYER PIPE
ATTACCO TUBO RAME TUBO MULTISTRATO





ISO 228

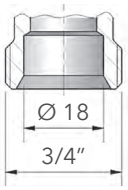

EUROCONE
EUROCONO

Product with low thermal inertia in connection with the thermostatic head 101.
Prodotto a bassa inerzia termica in abbinamento alla testa TH 101.



100% MADE IN ITALY

MISURE *SIZE*	PN	Kvs
1/2"	10	1,48

- Innovative system 6 positions for regulating the flow
- Angle thermostatic valve for radiator with shutter soft seal
- Testing at 100% (detailed inspection) of the seals inwards and outwards on the whole production batch
- Body in brass CW617N in conformity with EN 12165, hot-pressed sand blasted and nickel plated before machining
- Shutter in brass CW614N, in conformity with EN 12164
- Brass in conformity with: DIN 50930-6; D.M.174; Directive 2011/65/EC (ROHS II)
- O-Rings in EPDM
- Handwheel in white ABS

- *Innovativo sistema a 6 posizioni per la regolazione del flusso*
- *Valvola termostatizzabile ad angolo per radiatore*
- *Collaudi al 100% delle tenute verso l'interno e verso l'esterno sull'intero lotto prodotto*
- *Corpo in ottone CW617N conforme a EN 12165, stampati a caldo sabbiati e nichelati prima della lavorazione*
- *Otturatore in ottone CW614N conforme a EN 12164*
- *Ottone conforme a: DIN 50930-6; D.M.174; Direttiva 2011/65/EC (ROHS II)*
- *O-rings in EPDM*
- *Manopola in ABS bianco*

Maximum pressure / *Pressione massima*
10 Bar

Operating temperature / *Temperatura d'esercizio*
0° C + 120°C

Maximum Δp / *Valore massimo Δp*
1 Bar

Fluid / *Fluidi*
Water and glycol solutions (maximum 30%)
Acqua e soluzioni glicolate (max 30%)

TAIL PIECES 3/8" - 1/2"



ISO 7/1
STANDARD

ISO 7/1
PTFE

ISO 228
O-RING
FIXED RING
GHIERA FISSA

ISO 228
O-RING
REGULATING RING
GHIERA REGOLABILE

Threaded connection
Valve in conformity with EN ISO 228
Standard tail piece and PTFE in conformity with EN10226-1 (ISO7/1)
Tail piece with O-Ring in conformity with EN ISO 228

Filetto di connessione
Valvola conforme EN ISO 228
Bocchettone standard e PTFE conforme a EN10226-1 (ISO7/1)
Bocchettone con O-Ring conforme a EN ISO 228

Valve combined with lockshield
Valvola abbinabile con detentore

111E

Certifications /*Certificazioni*

RoHS COMPLIANT

ADAPTORS / *ADATTATORI*

875
PRESS FITTING
FOR MULTILAYER PIPE
/ A PRESSARE
PER TUBO MULTISTRATO

221C
SCREW FITTING
FOR MULTILAYER PIPE
/ A STRINGERE
PER TUBO MULTISTRATO

180
FOR COPPER PIPE
/ PER TUBO RAME

Comisa reserves the right to make any technical and aesthetical changes without prior warning, as part of a continual product and process improvement.
Comisa si riserva il diritto di apportare eventuali modifiche di natura tecnica ed estetica senza alcun preavviso, nell'ambito di un costante miglioramento del prodotto e del processo produttivo.

Thermostatic valve for the regulation and interception of the fluid circulating in the radiators of the air conditioning systems.

Valvola termostatizzabile destinata alla regolazione ed intercettazione del fluido circolante nei radiatori degli impianti di climatizzazione.

105E

WITH FLOW PRESETTING
CON PREREGOLAZIONE DELLA PORTATA



Materials / *Materiali*

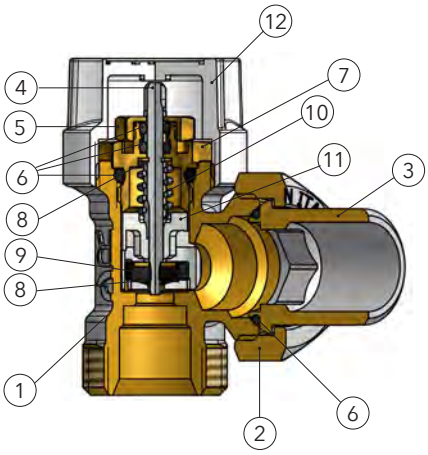

	DESCRIPTION	*DESCRIZONE*	MATERIAL / *MATERIALE*
1	BODY	*CORPO*	BRASS / *OTTONE CW617N UNI EN 12165*
2	NUT	*DADO*	BRASS / *OTTONE CW617N UNI EN 12165*
3	TAIL PIECE	*BOCCHETTONE*	BRASS / *OTTONE CW617N UNI EN 12165*
4	SPINDLE	*ASTA DI COMANDO*	STEEL / *ACCIAIO / AISI 316*
5	HEAD SCREW	*GHIERA VITONE*	BRASS / *OTTONE CW614N UNI EN 12164*
6	O-RING	*O-RING*	EPDM
7	BODY SCREW	*CORPO VITONE*	BRASS / *OTTONE CW614N UNI EN 12164*
8	SEEGER	*SEEGER*	STEEL / *ACCIAIO AISI 304*
9	GASKET	*GUARNIZIONE*	EPDM
10	SPRING	*MOLLA*	STEEL / *ACCIAIO PER MOLLE*
11	DEVICE FOR PRESETTING	*ANELLO DI REGOLAZIONE DELLA PORTATA*	ACETAL RESIN / *RESINA ACETALICA*
12	HANDWELL	*MANOPOLA*	ABS WHITE / *ABS BIANCO*

Dimensions / *Dimensioni*

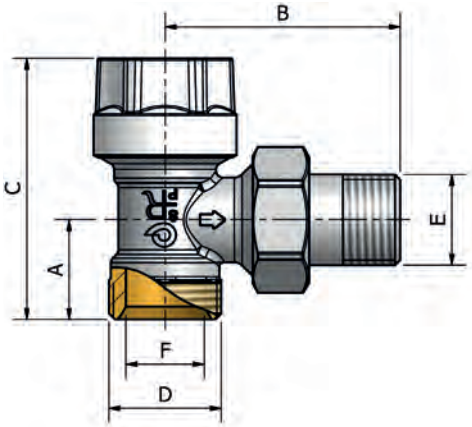

SIZE / *MISURE*	A	B	C	C1	D	E	F
3/8"	23	52	59,5	76	G 3/4"	R 3/8"	18
1/2"	23	54	59,5	76	G 3/4"	R 1/2"	18

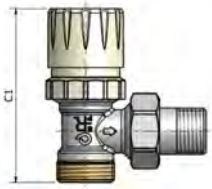

Pressure drop chartes / *Diagramma perdite di carico*

3/8" - 1/2"

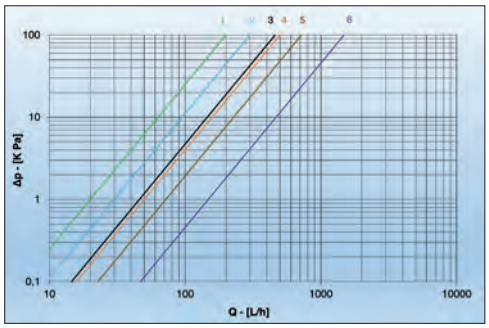

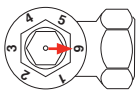

Referred to the position 6 of the body combined with the thermostatic head 101

Riferita alla posizione 6 del corpo in abbinamento alla testa termostatica 101

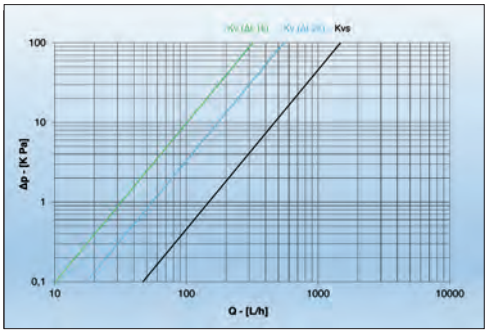

COMISA
QUALITY COMES FIRST

STRAIGHT THERMOSTATIC RADIATOR VALVES
VALVOLA TERMOSTATIZZABILE DIRITTA PER RADIATORI

Thermostatic valve for the regulation and interception of the fluid circulating in the radiators of the air conditioning systems.

Valvola termostatizzabile destinata alla regolazione ed intercettazione del fluido circolante nei radiatori degli impianti di climatizzazione.



106

CONFORM TO / CONFORME A
SERIE F EN 215

WITH FLOW PRESETTING
CON PREREGOLAZIONE DELLA PORTATA



CONNECTION IRON PIPE
ATTACCO TUBO FERRO

ISO 7/1

Product with low thermal inertia in connection with the thermostatic head 101.
Prodotto a bassa inerzia termica in abbinamento alla testa TH 101.

100% MADE IN ITALY

MISURE *SIZE*	PN	Kvs
3/8″	10	1,15
1/2″	10	1,15
3/4″	10	1,36
1″ •	10	/

•**Attention (1″)** / ***Attenzione (1″)***
The DN 25 valve does not have a flow preset
La valvole DN 25 non ha la preregolazione di portata

Maximum pressure / ***Pressione massima***
10 Bar

Operating temperature / *Temperatura d'esercizio*
0° C + 120°C

Maximum Δp / ***Valore massimo Δp***
1 Bar

Fluid / *Fluidi*
Water and glycol solutions (maximum 30%)
Acqua e soluzioni glicolate (max 30%)

- Innovative system 6 positions for regulating the flow
- Straight thermostatic valve for radiator with shutter soft seal
- Testing at 100% (detailed inspection) of the seals inwards and outwards on the whole production batch
- Body in brass CW617N in conformity with EN 12165, hot-pressed sand blasted and nickel plated before machining
- Shutter in brass CW614N, in conformity with EN 12164
- Brass in conformity with: DIN 50930-6; D.M.174; Directive 2011/65/EC (ROHS II)
- O-Rings in EPDM
- Handwheel in white ABS

- *Innovativo sistema a 6 posizioni per la regolazione del flusso*
- *Valvola termostatizzabile diritta per radiatore*
- *Collaudi al 100% delle tenute verso l'interno e verso l'esterno sull'intero lotto prodotto*
- *Corpo in ottone CW617N conforme a EN 12165, stampati a caldo sabbiati e nichelati prima della lavorazione*
- *Otturatore in ottone CW614N conforme a EN 12164*
- *Ottone conforme a: DIN 50930-6; D.M.174; Direttiva 2011/65/EC (ROHS II)*
- *O-rings in EPDM*
- *Manopola in ABS bianco*

TAIL PIECES — 3/8″ - 1/2″

ISO 7/1 *
STANDARD

ISO 7/1
PTFE

ISO 228
O-RING
FIXED RING
GHIERA FISSA

ISO 228
O-RING
REGULATING RING
GHIERA REGOLABILE

Threaded connection
Valve in conformity with EN10226-1 (ISO7/1)
Standard tail piece and PTFE in conformity with EN10226-1 (ISO7/1)
Tail piece with O-Ring in conformity with EN ISO 228
* Standard tail piece for 3/4″ size in conformity with EN ISO 228

Filetto di connessione
Valvola conforme EN10226-1 (ISO7/1)
Bocchettone standard e PTFE conforme a EN10226-1 (ISO7/1)
Bocchettone con O-Ring conforme a EN ISO 228
** Bocchettone standard per 3/4″ conforme a EN ISO 228*

Valve combined with lockshield
Valvola abbinabile con detentore

110

Certifications /*Certificazioni*

RoHS COMPLIANT

Comisa reserves the right to make any technical and aesthetical changes without prior warning, as part of a continual product and process improvement.
Comisa si riserva il diritto di apportare eventuali modifiche di natura tecnica ed estetica senza alcun preavviso, nell'ambito di un costante miglioramento del prodotto e del processo produttivo.

Thermostatic valve for the regulation and interception of the fluid circulating in the radiators of the air conditioning systems.

Valvola termostatizzabile destinata alla regolazione ed intercettazione del fluido circolante nei radiatori degli impianti di climatizzazione.

106

CONFORM TO / CONFORME A
SERIE **F** EN 215

WITH FLOW PRESETTING
CON PREREGOLAZIONE DELLA PORTATA



RADIATOR
RADIATORE

REVERSIBLE FLOW
FLUSSO REVERSIBILE

Materials / *Materiali*

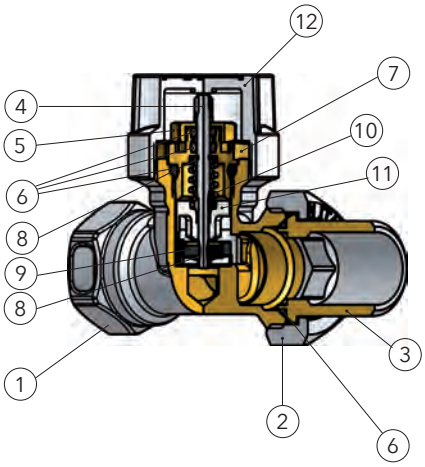

	DESCRIPTION	*DESCRIZONE*	MATERIAL / *MATERIALE*
1	BODY	*CORPO*	BRASS / *OTTONE CW617N UNI EN 12165*
2	NUT	*DADO*	BRASS / *OTTONE CW617N UNI EN 12165*
3	TAIL PIECE	*BOCCHETTONE*	BRASS / *OTTONE CW617N UNI EN 12165*
4	SPINDLE	*ASTA DI COMANDO*	STEEL / *ACCIAIO / AISI 316*
5	HEAD SCREW	*GHIERA VITONE*	BRASS / *OTTONE CW614N UNI EN 12164*
6	O-RING	*O-RING*	EPDM
7	BODY SCREW	*CORPO VITONE*	BRASS / *OTTONE CW614N UNI EN 12164*
8	SEEGER	*SEEGER*	STEEL / *ACCIAIO AISI 304*
9	GASKET	*GUARNIZIONE*	EPDM
10	SPRING	*MOLLA*	STEEL / *ACCIAIO PER MOLLE*
11	DEVICE FOR PRESETTING	*ANELLO DI REGOLAZIONE DELLA PORTATA*	ACETAL RESIN / *RESINA ACETALICA*
12	HANDWELL	*MANOPOLA*	ABS WHITE / *ABS BIANCO*

Dimensions / *Dimensioni*

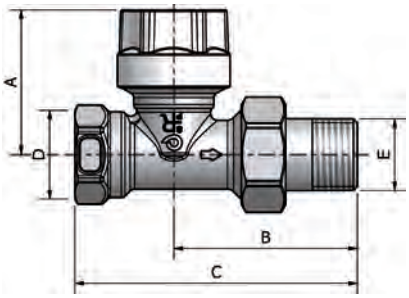

SIZE / *MISURE*	A	A1	B	C	D	E
3/8"	42	58	51,5	76	Rp 3/8"	R 3/8"
1/2"	42	58	54	83	Rp 1/2"	R 1/2"
3/4"	42	58	61,5	94	Rp 3/4"	G 3/4"
1"	43	59	78,5	123,5	Rp 1"	G 1"

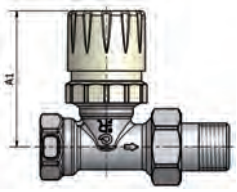

Pressure drop chartes / *Diagramma perdite di carico*

3/8" - 1/2"

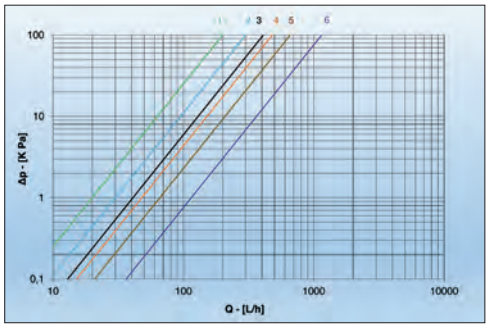

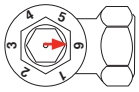

Referred to the position 6 of the body combined with the thermostatic head 101

Riferita alla posizione 6 del corpo in abbinamento alla testa termostatica 101

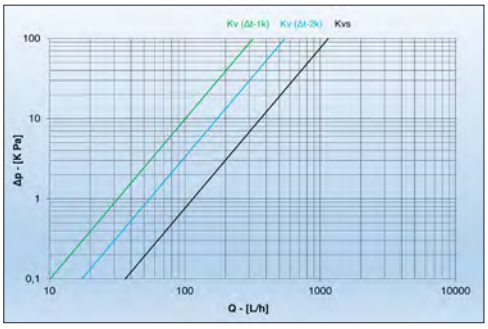

Chart of size 3/4"and 1" pag.73.
Per il grafico relativo alle misura 3/4" e 1" pag. 73.

COMISA
QUALITY COMES FIRST

STRAIGHT THERMOSTATIC RADIATOR VALVES
VALVOLA TERMOSTATIZZABILE DIRITTA PER RADIATORI

Thermostatic valve for the regulation and interception of the fluid circulating in the radiators of the air conditioning systems.

Valvola termostatizzabile destinata alla regolazione ed intercettazione del fluido circolante nei radiatori degli impianti di climatizzazione.

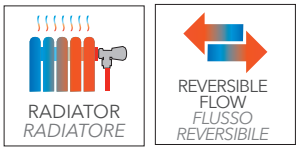

106R

WITH FLOW PRESETTING
CON PREREGOLAZIONE DELLA PORTATA



CONNECTION COPPER PIPE MULTILAYER PIPE
ATTACCO TUBO RAME TUBO MULTISTRATO





ISO 228

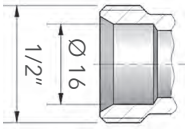

Product with low thermal inertia in connection with the thermostatic head 101.
Prodotto a bassa inerzia termica in abbinamento alla testa TH 101.



100% MADE IN ITALY

MISURE *SIZE*	PN	Kvs
3/8"	10	1,15
1/2"	10	1,15

- Innovative system 6 positions for regulating the flow
- Straight manual valve for radiator with shutter soft seal
- Testing at 100% (detailed inspection) of the seals inwards and outwards on the whole production batch
- Body in brass CW617N in conformity with EN 12165, hot-pressed sand blasted and nickel plated before machining
- Shutter in brass CW614N, in conformity with EN 12164
- Brass in conformity with: DIN 50930-6; D.M.174; Directive 2011/65/EC (ROHS II)
- O-Rings in EPDM
- Handwheel in white ABS

- *Innovativo sistema a 6 posizioni per la regolazione del flusso*
- *Valvola termostatizzabile diritta per radiatore*
- *Collaudi al 100% delle tenute verso l'interno e verso l'esterno sull'intero lotto prodotto*
- *Corpo in ottone CW617N conforme a EN 12165, stampati a caldo sabbiati e nichelati prima della lavorazione*
- *Otturatore in ottone CW614N conforme a EN 12164*
- *Ottone conforme a: DIN 50930-6; D.M.174; Direttiva 2011/65/EC (ROHS II)*
- *O-rings in EPDM*
- *Manopola in ABS bianco*

TAIL PIECES 3/8" - 1/2"

ISO 7/1
STANDARD

ISO 7/1
PTFE

ISO 228
O-RING
FIXED RING
GHIERA FISSA

ISO 228
O-RING
REGULATING RING
GHIERA REGOLABILE

Maximum pressure / *Pressione massima*
10 Bar

Operating temperature / *Temperatura d'esercizio*
0° C + 120°C

Maximum Δp / *Valore massimo Δp*
1 Bar

Fluid / *Fluidi*
Water and glycol solutions (maximum 30%)
Acqua e soluzioni glicolate (max 30%)

Threaded connection
Valve in conformity with EN10226-1 (ISO7/1)
Standard tail piece and PTFE in conformity with EN10226-1 (ISO7/1)
Tail piece with O-Ring in conformity with EN ISO 228

Filetto di connessione
Valvola conforme EN10226-1 (ISO7/1)
Bocchettone standard e PTFE conforme a EN10226-1 (ISO7/1)
Bocchettone con O-Ring conforme a EN ISO 228

Valve combined with lockshield
Valvola abbinabile con detentore

110R

Certifications /*Certificazioni*

RoHS COMPLIANT

ADAPTORS / *ADATTATORI*

875
PRESS FITTING
FOR MULTILAYER PIPE
/ A PRESSARE
PER TUBO MULTISTRATO

225C
SCREW FITTING
FOR MULTILAYER PIPE
/ A STRINGERE
PER TUBO MULTISTRATO

178
FOR COPPER PIPE
/ PER TUBO RAME

Comisa reserves the right to make any technical and aesthetical changes without prior warning, as part of a continual product and process improvement.
Comisa si riserva il diritto di apportare eventuali modifiche di natura tecnica ed estetica senza alcun preavviso, nell'ambito di un costante miglioramento del prodotto e del processo produttivo.

Thermostatic valve for the regulation and interception of the fluid circulating in the radiators of the air conditioning systems.

Valvola termostatizzabile destinata alla regolazione ed intercettazione del fluido circolante nei radiatori degli impianti di climatizzazione.

106R

WITH FLOW PRESETTING
CON PREREGOLAZIONE DELLA PORTATA



Materials / *Materiali*

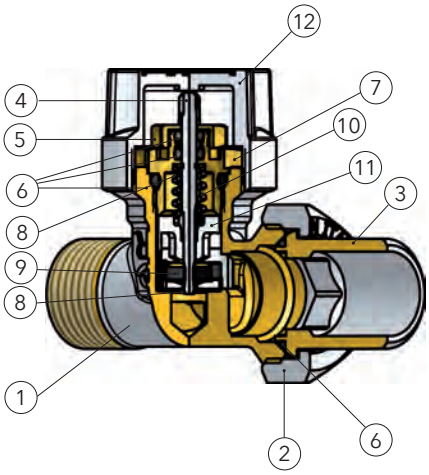

	DESCRIPTION	*DESCRIZONE*	MATERIAL / *MATERIALE*
1	BODY	*CORPO*	BRASS / *OTTONE CW617N UNI EN 12165*
2	NUT	*DADO*	BRASS / *OTTONE CW617N UNI EN 12165*
3	TAIL PIECE	*BOCCHETTONE*	BRASS / *OTTONE CW617N UNI EN 12165*
4	SPINDLE	*ASTA DI COMANDO*	STEEL / *ACCIAIO / AISI 316*
5	HEAD SCREW	*GHIERA VITONE*	BRASS / *OTTONE CW614N UNI EN 12164*
6	O-RING	*O-RING*	EPDM
7	BODY SCREW	*CORPO VITONE*	BRASS / *OTTONE CW614N UNI EN 12164*
8	SEEGER	*SEEGER*	STEEL / *ACCIAIO AISI 304*
9	GASKET	*GUARNIZIONE*	EPDM
10	SPRING	*MOLLA*	STEEL / *ACCIAIO PER MOLLE*
11	DEVICE FOR PRESETTING	*ANELLO DI REGOLAZIONE DELLA PORTATA*	ACETAL RESIN / *RESINA ACETALICA*
12	HANDWELL	*MANOPOLA*	ABS WHITE / *ABS BIANCO*

Dimensions / *Dimensioni*

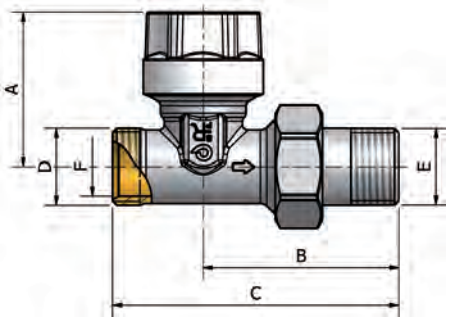

SIZE / *MISURE*	A	A1	B	C	D	E	F
3/8"	42	58	51,5	76,5	G 1/2"	R 3/8"	16
1/2"	42	58	53,5	78,5	G 1/2"	R 1/2"	16

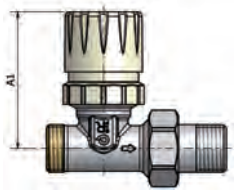

Pressure drop chartes / *Diagramma perdite di carico*

3/8" - 1/2"

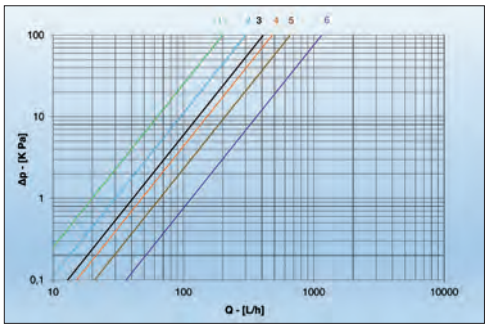

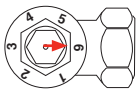

Referred to the position 6 of the body combined with the thermostatic head 101

Riferita alla posizione 6 del corpo in abbinamento alla testa termostatica 101

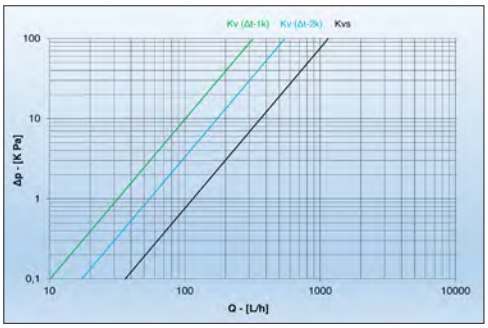

COMISA
QUALITY COMES FIRST

STRAIGHT THERMOSTATIC RADIATOR VALVES
VALVOLA TERMOSTATIZZABILE DIRITTA PER RADIATORI

Thermostatic valve for the regulation and interception of the fluid circulating in the radiators of the air conditioning systems.

Valvola termostatizzabile destinata alla regolazione ed intercettazione del fluido circolante nei radiatori degli impianti di climatizzazione.

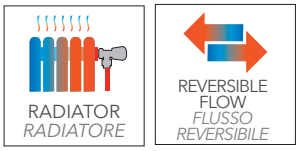

106E

WITH FLOW PRESETTING
CON PREREGOLAZIONE DELLA PORTATA



CONNECTION COPPER PIPE MULTILAYER PIPE
ATTACCO TUBO RAME TUBO MULTISTRATO

Product with low thermal inertia in connection with the thermostatic head 101.
Prodotto a bassa inerzia termica in abbinamento alla testa TH 101.

EUROCONE
EUROCONO

ISO 228

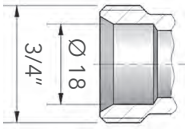

100% MADE IN ITALY

MISURE *SIZE*	PN	Kvs
1/2"	10	1,15

- Innovative system 6 positions for regulating the flow
- Straight manual valve for radiator with shutter soft seal
- Testing at 100% (detailed inspection) of the seals inwards and outwards on the whole production batch
- Body in brass CW617N in conformity with EN 12165, hot-pressed sand blasted and nickel plated before machining
- Shutter in brass CW614N, in conformity with EN 12164
- Brass in conformity with: DIN 50930-6; D.M.174; Directive 2011/65/EC (ROHS II)
- O-Rings in EPDM
- Handwheel in white ABS

- *Innovativo sistema a 6 posizioni per la regolazione del flusso*
- *Valvola termostatizzabile diritta per radiatore*
- *Collaudi al 100% delle tenute verso l'interno e verso l'esterno sull'intero lotto prodotto*
- *Corpo in ottone CW617N conforme a EN 12165, stampati a caldo sabbiati e nichelati prima della lavorazione*
- *Otturatore in ottone CW614N conforme a EN 12164*
- *Ottone conforme a: DIN 50930-6; D.M.174; Direttiva 2011/65/EC (ROHS II)*
- *O-rings in EPDM*
- *Manopola in ABS bianco*

Maximum pressure / *Pressione massima*
10 Bar

Operating temperature / *Temperatura d'esercizio*
0° C + 120°C

Maximum Δp / *Valore massimo Δp*
1 Bar

Fluid / *Fluidi*
Water and glycol solutions (maximum 30%)
Acqua e soluzioni glicolate (max 30%)

TAIL PIECES 3/8" - 1/2"

ISO 7/1
STANDARD

ISO 7/1
PTFE

ISO 228
O-RING
FIXED RING
GHIERA FISSA

ISO 228
O-RING
REGULATING RING
GHIERA REGOLABILE

Threaded connection
Valve in conformity with EN ISO 228
Standard tail piece and PTFE in conformity with EN10226-1 (ISO7/1)
Tail piece with O-Ring in conformity with EN ISO 228

Filetto di connessione
Valvola conforme EN ISO 228
Bocchettone standard e PTFE conforme a EN10226-1 (ISO7/1)
Bocchettone con O-Ring conforme a EN ISO 228

Valve combined with lockshield
Valvola abbinabile con detentore

110E

Certifications /*Certificazioni*

RoHS COMPLIANT

ADAPTORS / *ADATTATORI*

875
PRESS FITTING
FOR MULTILAYER PIPE
/ A PRESSARE
PER TUBO MULTISTRATO

221C
SCREW FITTING
FOR MULTILAYER PIPE
/ A STRINGERE
PER TUBO MULTISTRATO

180
FOR COPPER PIPE
/ PER TUBO RAME

Comisa reserves the right to make any technical and aesthetical changes without prior warning, as part of a continual product and process improvement.
Comisa si riserva il diritto di apportare eventuali modifiche di natura tecnica ed estetica senza alcun preavviso, nell'ambito di un costante miglioramento del prodotto e del processo produttivo.

Thermostatic valve for the regulation and interception of the fluid circulating in the radiators of the air conditioning systems.

Valvola termostatizzabile destinata alla regolazione ed intercettazione del fluido circolante nei radiatori degli impianti di climatizzazione.

106E

WITH FLOW PRESETTING
CON PREREGOLAZIONE DELLA PORTATA



Materials / *Materiali*

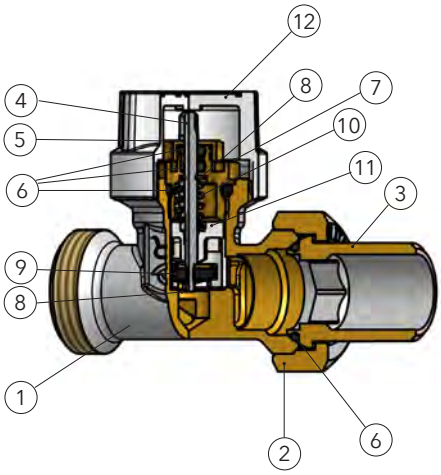

	DESCRIPTION	*DESCRIZONE*	MATERIAL / *MATERIALE*
1	BODY	*CORPO*	BRASS / *OTTONE CW617N UNI EN 12165*
2	NUT	*DADO*	BRASS / *OTTONE CW617N UNI EN 12165*
3	TAIL PIECE	*BOCCHETTONE*	BRASS / *OTTONE CW617N UNI EN 12165*
4	SPINDLE	*ASTA DI COMANDO*	STEEL / *ACCIAIO / AISI 316*
5	HEAD SCREW	*GHIERA VITONE*	BRASS / *OTTONE CW614N UNI EN 12164*
6	O-RING	*O-RING*	EPDM
7	BODY SCREW	*CORPO VITONE*	BRASS / *OTTONE CW614N UNI EN 12164*
8	SEEGER	*SEEGER*	STEEL / *ACCIAIO AISI 304*
9	GASKET	*GUARNIZIONE*	EPDM
10	SPRING	*MOLLA*	STEEL / *ACCIAIO PER MOLLE*
11	DEVICE FOR PRESETTING	*ANELLO DI REGOLAZIONE DELLA PORTATA*	ACETAL RESIN / *RESINA ACETALICA*
12	HANDWELL	*MANOPOLA*	ABS WHITE / *ABS BIANCO*

Dimensions / *Dimensioni*

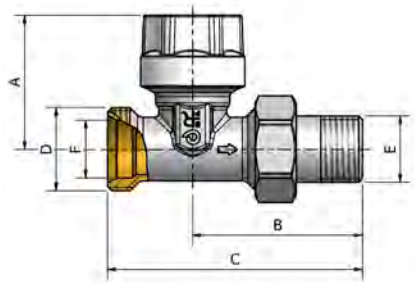

SIZE / *MISURE*	A	A1	B	C	D	E	F
3/8"	42	58	51,5	78,5	G 3/4"	R 3/8"	18
1/2"	42	58	53,5	80,5	G 3/4"	R 1/2"	18

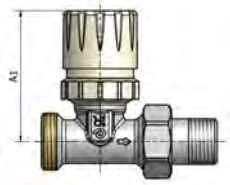

Pressure drop chartes / *Diagramma perdite di carico*

3/8" - 1/2"

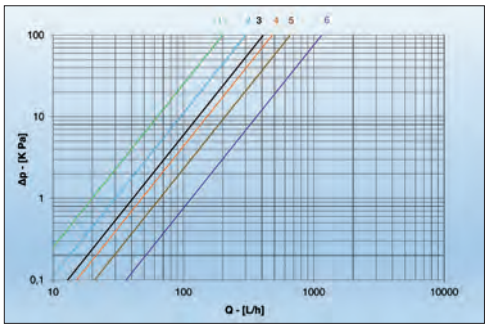

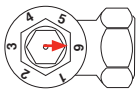

Referred to the position 6 of the body combined with the thermostatic head 101

Riferita alla posizione 6 del corpo in abbinamento alla testa termostatica 101

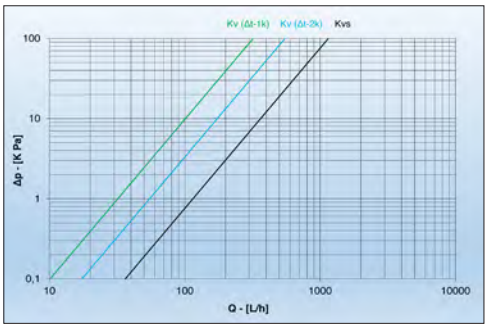

REVERSE THERMOSTATIC RADIATOR VALVES
VALVOLA TERMOSTATIZZABILE ROVESCIA PER RADIATORI

Thermostatic valve for the regulation and interception of the fluid circulating in the radiators of the air conditioning systems.

Valvola termostatizzabile destinata alla regolazione ed intercettazione del fluido circolante nei radiatori degli impianti di climatizzazione.

107

WITHOUT FLOW PRESETTING
SENZA PREREGOLAZIONE DELLA PORTATA

CONNECTION IRON PIPE
ATTACCO TUBO FERRO

ISO 7/1



100% MADE IN ITALY

MISURE *SIZE*	PN	Kvs
1/2"	10	1,17

- Reverse manual valve for radiator with shutter soft seal
- Testing at 100% (detailed inspection) of the seals inwards and outwards on the whole production batch
- Body in brass CW617N in conformity with EN 12165, hot-pressed sand blasted and nickel plated before machining
- Shutter in brass CW614N, in conformity with EN 12164
- Brass in conformity with: DIN 50930-6; D.M.174; Directive 2011/65/EC (ROHS II)
- O-Rings in EPDM
- Handwheel in white ABS

- *Valvola termostatizzabile rovescia per radiatore*
- *Collaudi al 100% delle tenute verso l'interno e verso l'esterno sull'intero lotto prodotto*
- *Corpo in ottone CW617N conforme a EN 12165, stampati a caldo sabbiati e nichelati prima della lavorazione*
- *Otturatore in ottone CW614N conforme a EN 12164*
- *Ottone conforme a: DIN 50930-6; D.M.174; Direttiva 2011/65/EC (ROHS II)*
- *O-rings in EPDM*
- *Manopola in ABS bianco*

Maximum pressure / *Pressione massima*
10 Bar

Operating temperature / *Temperatura d'esercizio*
0° C + 120°C

Maximum Δp / *Valore massimo Δp*
1 Bar

Fluid / *Fluidi*
Water and glycol solutions (maximum 30%)
Acqua e soluzioni glicolate (max 30%)

TAIL PIECES 3/8" - 1/2"

ISO 7/1
STANDARD

ISO 7/1
PTFE

ISO 228
O-RING
FIXED RING
GHIERA FISSA

ISO 228
O-RING
REGULATING RING
GHIERA REGOLABILE

Threaded connection

Valve in conformity with EN10226-1 (ISO7/1)
Standard tail piece and PTFE in conformity with EN10226-1 (ISO7/1)
Tail piece with O-Ring in conformity with EN ISO 228

Filetto di connessione

Valvola conforme EN10226-1 (ISO7/1)
Bocchettone standard e PTFE conforme a EN10226-1 (ISO7/1)
Bocchettone con O-Ring conforme a EN ISO 228

Valve combined with lockshield
Valvola abbinabile con detentore

111

Certifications /*Certificazioni*

RoHS COMPLIANT

Comisa reserves the right to make any technical and aesthetical changes without prior warning, as part of a continual product and process improvement.
Comisa si riserva il diritto di apportare eventuali modifiche di natura tecnica ed estetica senza alcun preavviso, nell'ambito di un costante miglioramento del prodotto e del processo produttivo.

REVERSE THERMOSTATIC RADIATOR VALVES
VALVOLA TERMOSTATIZZABILE ROVESCIA PER RADIATORI

Thermostatic valve for the regulation and interception of the fluid circulating in the radiators of the air conditioning systems.

Valvola termostatizzabile destinata alla regolazione ed intercettazione del fluido circolante nei radiatori degli impianti di climatizzazione.

107

WITHOUT FLOW PRESETTING
SENZA PREREGOLAZIONE DELLA PORTATA

RADIATOR
RADIATORE

Materials / *Materiali*

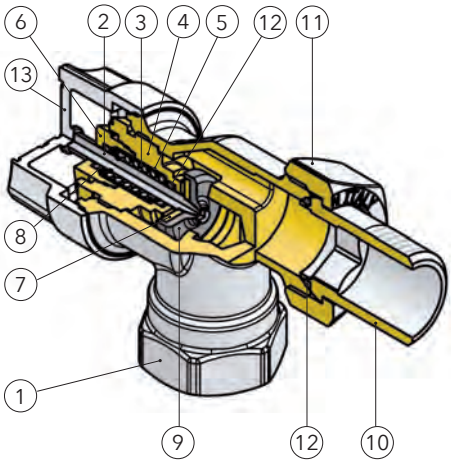

	DESCRIPTION	*DESCRIZONE*	MATERIAL / *MATERIALE*
1	BODY	*CORPO*	*BRASS* / OTTONE CW617N UNI EN 12165
2	SPINDLE	*ASTA*	INOX AISI 316
3	SPRING	*MOLLA*	INOX AISI 302
4	CAP	*CAPPUCCIO*	*BRASS* / OTTONE CW614N UNI EN 12164
5	BUSH (SPRING)	*BUSSOLA PORTA MOLLA*	*BRASS* / OTTONE CW614N UNI EN 12164
6	HEAD	*TESTINA*	*BRASS* / OTTONE CW614N UNI EN 12164
7	WASHER	*ROSETTA*	*BRASS* / OTTONE CW614N UNI EN 12164
8	SEEGER	*SEEGER*	INOX AISI 316
9	GASKET	*GUARNIZIONE*	EPDM
10	TAIL PIECE	*BOCCHETTONE*	*BRASS* / OTTONE CW617N UNI EN 12165
11	NUT	*DADO*	*BRASS* / OTTONE CW617N UNI EN 12165
12	O-RING	*O-RING*	EPDM
13	HANDWHEEL	*MANOPOLA*	*WHITE* / ABS BIANCO

Dimensions / *Dimensioni*

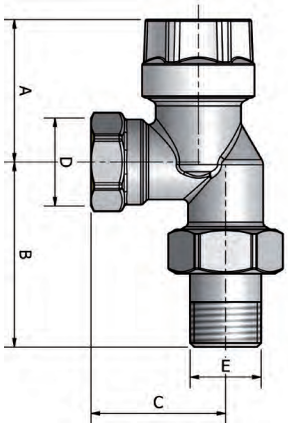

SIZE / *MISURE*	A	A1	B	C	D	E
1/2"	41	56,5	54	39,5	Rp 1/2"	R 1/2"

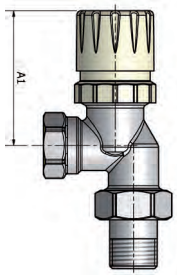

Pressure drop chartes / *Diagramma perdite di carico*

1/2"

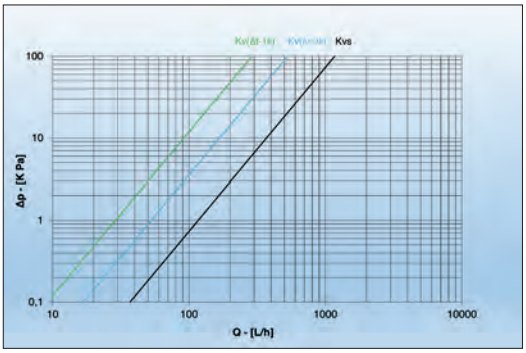

COMISA
QUALITY COMES FIRST

COAXIAL THERMOSTATIC RADIATOR VALVES
VALVOLA TERMOSTATIZZABILE COASSIALE PER RADIATORI

Thermostatic valve for the regulation and interception of the fluid circulating in the radiators of the air conditioning systems.

Valvola termostatizzabile destinata alla regolazione ed intercettazione del fluido circolante nei radiatori degli impianti di climatizzazione.

RADIATOR
RADIATORE

REVERSIBLE FLOW
FLUSSO REVERSIBILE

108

WITH FLOW PRESETTING
CON PREREGOLAZIONE DELLA PORTATA



CONNECTION IRON PIPE
ATTACCO TUBO FERRO



ISO 228

100% MADE IN ITALY

MISURE *SIZE*	PN	Kvs
3/8″	10	1,10
1/2″	10	1,10

- Innovative system 6 positions for regulating the flow
- Coaxial manual valve for radiator with shutter soft seal
- Testing at 100% (detailed inspection) of the seals inwards and outwards on the whole production batch
- Body in brass CW617N in conformity with EN 12165, hot-pressed sand blasted and nickel plated before machining
- Brass in conformity with: DIN 50930-6; D.M.174; Directive 2011/65/EC (ROHS II)
- O-Rings in EPDM
- Handwheel in white ABS

- *Innovativo sistema a 6 posizioni per la regolazione del flusso*
- *Valvola termostatizzabile coassiale per radiatore*
- *Collaudi al 100% delle tenute verso l'interno e verso l'esterno sull'intero lotto prodotto*
- *Corpo in ottone CW617N conforme a EN 12165, stampati a caldo sabbiati e nichelati prima della lavorazione*
- *Ottone conforme a: DIN 50930-6; D.M.174; Direttiva 2011/65/EC (ROHS II)*
- *O-rings in EPDM*
- *Manopola in ABS bianco*

Maximum pressure / *Pressione massima*
10 Bar

Operating temperature / *Temperatura d'esercizio*
0° C + 120°C

Maximum Δp / *Valore massimo Δp*
1 Bar

Fluid / *Fluidi*
Water and glycol solutions (maximum 30%)
Acqua e soluzioni glicolate (max 30%)

TAIL PIECES 3/8″ - 1/2″

ISO 7/1
STANDARD

ISO 7/1
PTFE

ISO 228
O-RING
FIXED RING
GHIERA FISSA

ISO 228
O-RING
REGULATING RING
GHIERA REGOLABILE

Threaded connection

Valve in conformity with EN10226-1 (ISO7/1)
Standard tail piece and PTFE in conformity with EN10226-1 (ISO7/1)
Tail piece with O-Ring in conformity with EN ISO 228

Filetto di connessione

Valvola conforme EN10226-1 (ISO7/1)
Bocchettone standard e PTFE conforme a EN10226-1 (ISO7/1)
Bocchettone con O-Ring conforme a EN ISO 228

Valve combined with lockshield
Valvola abbinabile con detentore

111

Certifications /*Certificazioni*

RoHS COMPLIANT

Left version
Versione sinistra

Right version
Versione destra

Comisa reserves the right to make any technical and aesthetical changes without prior warning, as part of a continual product and process improvement.
Comisa si riserva il diritto di apportare eventuali modifiche di natura tecnica ed estetica senza alcun preavviso, nell'ambito di un costante miglioramento del prodotto e del processo produttivo.

Thermostatic valve for the regulation and interception of the fluid circulating in the radiators of the air conditioning systems.

Valvola termostatizzabile destinata alla regolazione ed intercettazione del fluido circolante nei radiatori degli impianti di climatizzazione.

108

WITH FLOW PRESETTING
CON PREREGOLAZIONE DELLA PORTATA



Materials / *Materiali*

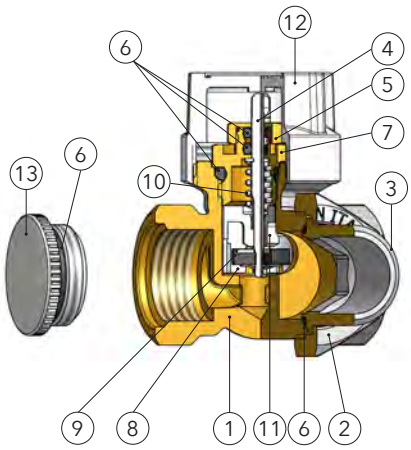

	DESCRIPTION	*DESCRIZONE*	MATERIAL / *MATERIALE*
1	BODY	*CORPO*	BRASS / *OTTONE CW617N UNI EN 12165*
2	NUT	*DADO*	BRASS / *OTTONE CW617N UNI EN 12165*
3	TAIL PIECE	*BOCCHETTONE*	BRASS / *OTTONE CW617N UNI EN 12165*
4	SPINDLE	*ASTA DI COMANDO*	STEEL / *ACCIAIO AISI 316*
5	HEAD SCREW	*GHIERA VITONE*	BRASS / *OTTONE CW614N UNI EN 12164*
6	O-RING	*O-RING*	EPDM
7	BODY SCREW	*CORPO VITONE*	BRASS / *OTTONE CW614N UNI EN 12164*
8	SEEGER	*SEEGER*	STEEL / *ACCIAIO AISI 316*
9	GASKET	*GUARNIZIONE*	EPDM
10	SPRING	*MOLLA*	STEEL / *ACCIAIO PER MOLLE*
11	DEVICE FOR PRESETTING	*ANELLO DI REGOLAZIONE DELLA PORTATA*	ACETAL RESIN / *RESINA ACETALICA*
12	HANDWELL	*MANOPOLA*	ABS WHITE / *ABS BIANCO*
13	PLUG	*TAPPO*	BRASS / *OTTONE CW614N UNI EN 12164*

Dimensions / *Dimensioni*

SIZE / *MISURE*	A	B	C	D	E	F	F1
3/8"	23,5	51,5	27,5	G 3/8"	R 3/8"	41,5	57
1/2"	23,5	54,5	27,5	G 1/2"	R 1/2"	41,5	57

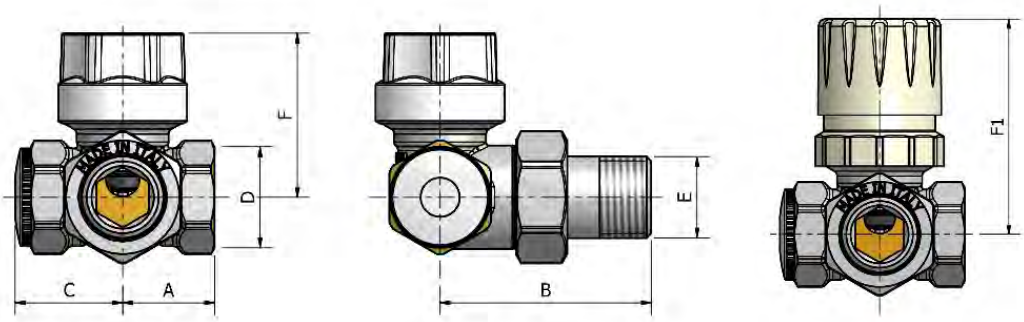

Pressure drop chartes / *Diagramma perdite di carico*

3/8" - 1/2"

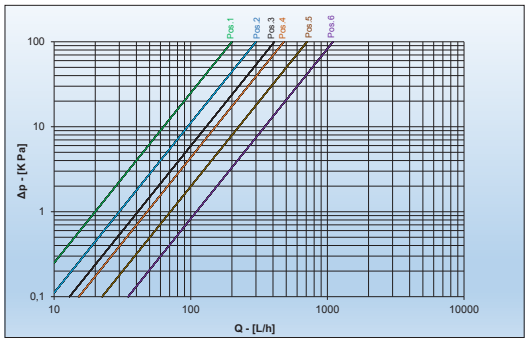

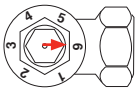

Referred to the position 6 of the body combined with the thermostatic head 101

Riferita alla posizione 6 del corpo in abbinamento alla testa termostatica 101

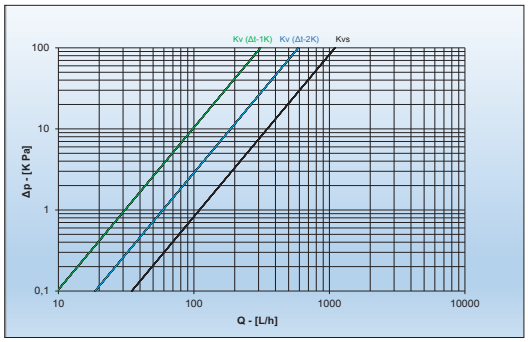

THERMOSTATIC HEAD WITH LIQUID SENSOR
TESTA TERMOSTATICA CON SENSORE LIQUIDO

101

Product with low thermal inertia to be used with thermostatic valves.
Prodotto a bassa inerzia termica in abbinamento alle valvole termostatizzabili.

The thermostatic head automatically adjusts the environment temperature in each single room, increasing so the environmental comfort in addition to an actual energy saving.

The sensor of the thermostatic head is a temperature proportional regulator that transmits quickly any changes in temperature to the valve shutter, thereby regulating the fluid flow in the heating body.

/ La testa termostatica regola automaticamente la temperatura ambiente in ogni singolo locale, aumentando così il comfort ambientale oltre ad un effettivo risparmio energetico. L'elemento sensibile della testa termostatica è un regolatore proporzionale di temperatura che trasmette rapidamente eventuali variazioni di temperatura all'otturatore della valvola, regolando così il flusso del fluido nel corpo scaldante.

The setting out of the required environment temperature is made by turning the handgrip up to place the indicator at the selected value.

/ L'impostazione della temperatura ambiente desiderata viene effettuata ruotando la manopola fino a disporre l'indicatore in corrispondenza del valore scelto.

VERSIONI / *VERSIONS*

WHITE WITH LOGO
BIANCA MARCHIATA C/R

CHROME-PLATED
CROMATA NEUTRA

Technical features:

Liquid thermostat	
Setting range:	from 6°C to 30°C
Hysteresis:	0.50K
Response time (z):	16 min
Differential pressure influence: (D):	< 0.50K
Maximum temperature:	120°C
Maximum working pressure:	10 Bar
The intermediate position (20°C)	coincides with the position 3
Maximum differential pressure:	1 Bar
The minimal position (6° C)	coincides with the position ❄

Caratteristiche tecniche:

Termostato a liquido	
Campo di regolazione:	*da 6°C a 30°C*
Isteresi:	*0.50K*
Tempo risposta (z):	*16 min*
Influenza pressione diff. (D):	*< 0.50K*
Temperatura massima:	*120°C*
Massima pressione d'esercizio:	*10 Bar*
La posizione intermedia (20°):	*corrisponde alla posizione 3*
Massima pressione differenziale:	*1 Bar*
La posizione minima (6°C):	*corrisponde alla posizione ❄*

101

INSTALLATION OF THE THERMOSTATIC HEAD / *INSTALLAZIONE DELLA TESTA TERMOSTATICA*

1

Remove the hand wheel from the valve body.

Togliere la manopola di regolazione dal corpo valvola.



2

Rotate the thermostatic head in maximum opening position (5).

Ruotare la testa termostatica in posizione di massima apertura (5).



3

Couple the thermostatic head with the valve body in such a way that the seat of the head engages with the hexagon of the valve body. Tighten the lock nut.

Accoppiare la testa termostatica con il corpo della valvola in modo tale che la sede della testa si innesti sull'esagono del corpo della valvola. Avvitare a fondo la ghiera di fissaggio.

4

Set the desired temperature

Impostare la temperatura desiderata.





FIG. 1

5

To lock the required temperature just insert the pin in correspondence of the specific tongue (Fig. 1).

To limit the excursion insert the pin at the right of the tongue to have a limitation that will go from the value ❄ to the value 3, or at the left to have a limitation that will go from the value 3 to the value 5 (Fig. 3).

Per bloccare il valore di temperatura desiderato basta inserire il perno in corrispondenza dell'apposita linguetta (fig. 1).

Per limitare l'escursione inserire il perno a destra della linguetta per avere una limitazione che andrà dal valore ❄ al valore 3, oppure a sinistra per avere una limitazione che andrà dal valore 3 al valore 5 (fig. 3).

FIG. 2

FIG. 3

FUNCTIONS OF THE THERMOSTATIC VALVE
/ *FUNZIONE DELLA TESTA TERMOSTATICA*

19°C

Diversified management of temperatures in the different rooms.

Gestione diversificata delle temperature nei vari ambienti.

COMISA
QUALITY COMES FIRST

THERMOSTATIC HEAD WITH LIQUID SENSOR WITH INTEGRATED CONTROL AND REMOTE SENSOR

TESTA TERMOSTATICA CON SENSORE A LIQUIDO CON COMANDO INCORPORATO E SENSORE A DISTANZA



103

100% MADE IN ITALY

The thermostatic head 103 has a probe of ambient temperature detection that can be installed remotely from the heating element (up to 2 m).
This characteristic is particularly appreciated when the heating body is positioned in areas that do not allow or hinder the free movement of convective motions, that is, when the radiator is installed in a niche, behind furniture or curtains etc.

La testa termostatica 103 ha la particolare caratteristica di essere dotata di una sonda di rilevamento temperatura ambiente che può essere installata a distanza dal corpo scaldante (fino a 2 m).
Questa caratteristica è particolarmente apprezzata quando il corpo scaldante è posizionato in zone che ostacolano o non permettono la libera circolazione dei moti convettivi, ovvero quando il termosifone è installato in nicchia, dietro mobili o tende ecc.

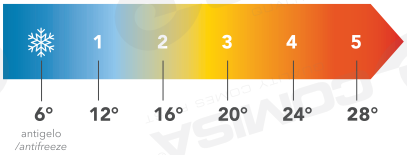

The thermostatic head has the external sensor, while the temperature setting is positioned on the head internal command which allows the opening and closing of the valve proportionally to the variation of ambient temperature.
The thermostatic head has the possibility to limit or block the adjustment range.

La testa termostatica ha il sensore esterno, mentre la regolazione della temperatura è posizionata sul comando interno alla testa che permette l'apertura e la chiusura della valvola in modo proporzionale alla variazione di temperatura ambiente.
La testa termostatica ha la possibilità di limitare o bloccare il campo di regolazione.

Technical features:

Sensor:	Liquid
Adjustment range:	6°C ÷ 28°C
Hysteresis:	0.5 K
Intermediate position (20°C):	3
Minimum position (6°C):	❄
Response time:	22 min.
Differential pressure influence:	0.5 K
Influence of ambient temperature:	0.3 K
Lenght of capillary:	2 m

Caratteristiche tecniche:

Sensore:	*Liquido*
Campo di regolazione:	*6°C ÷ 28°C*
Isteresi:	*0.5 K*
Posizione intermedia (20°C):	*3*
Posizione minima (6°C):	❄
Tempo di risposta:	*22 min.*
Influenza pressione differenziale:	*0.5 K*
Influenza temperatura ambientale:	*0.3 K*
Lunghezza capillare:	*2 m*



103

INSTALLATION OF THE THERMOSTATIC HEAD / *INSTALLAZIONE DELLA TESTA TERMOSTATICA*

1

Remove the hand wheel from the valve body.

Togliere la manopola di regolazione dal corpo valvola.



2

Rotate the thermostatic head in maximum opening position (5).

Ruotare la testa termostatica in posizione di massima apertura (5).



3

Couple the thermostatic head with the valve body in such a way that the seat of the head engages with the hexagon of the valve body. Tighten the lock nut.

Accoppiare la testa termostatica con il corpo della valvola in modo tale che la sede della testa si innesti sull'esagono del corpo della valvola. Avvitare a fondo la ghiera di fissaggio.

4

Set the desired temperature

Impostare la temperatura desiderata.





5 To lock the required temperature just insert the pin in correspondence of the specific tongue (Fig. 1).To limit the excursion insert the pin at the right of the tongue to have a limitation that will go from the value 5 to the value 3, or at the left to have a limitation that will go from the value 3 to the value 5 (Fig. 3).

Per bloccare il valore di temperatura desiderato basta inserire il perno in corrispondenza dell'apposita linguetta (fig. 1).
Per limitare l'escursione inserire il perno a destra della linguetta per avere una limitazione che andrà dal valore 5 al valore 3, oppure a sinistra per avere una limitazione che andrà dal valore 3 al valore 5 (fig. 3).

FIG. **2**

FIG. **3**

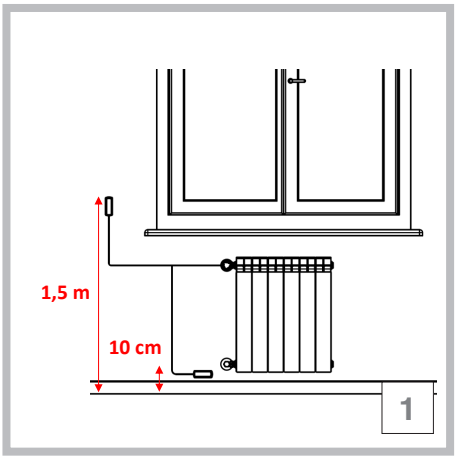

Installation instructions.

Indicazioni di montaggio.

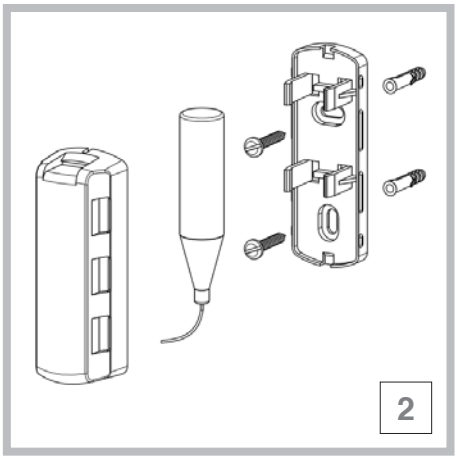

Fix the probe holder with screws provided in the package.

Fissare lo zoccolo portasonda con le viti ed i tasselli forniti in confezione.

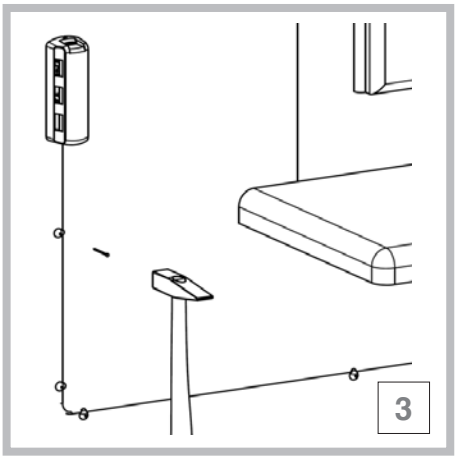

Fix the capillary using special U-bolts and nails in the package.
ATTENTION: don't crash, puncture or bend the capillary

Fissare il capillare utilizzando gli appositi cavallotti e chiodini in confezione.
ATTENZIONE: Prestare la massima attenzione a non schiacciare, forare o piegare ad angolo il capillare.

COMISA
QUALITY COMES FIRST

THERMOSTATIC HEAD WITH LIQUID SENSOR WITH REMOTE CONTROL AND SENSOR

TESTA TERMOSTATICA CON SENSORE A LIQUIDO CON COMANDO E SENSORE A DISTANZA

RADIATOR
RADIATORE

104

The thermostatic head 104 can be installed far from the heating element (up to 2 m).
This characteristic is particularly appreciated when the heating body is positioned in areas that do not allow or hinder the free movement of convective motions, that is, when the radiator is installed in a niche, behind furniture or curtains etc.
The head 104 is especially appreciated when the radiator is placed in uncomfortable areas and therefore it is not possible to freely act on the regulation of the temperature.

La testa termostatica 104 ha la particolare caratteristica che può essere installata a distanza dal corpo scaldante (fino a 2 m).
Questa caratteristica è particolarmente apprezzata quando il corpo scaldante è posizionato in zone che ostacolano o non permettono la libera circolazione dei moti convettivi, ovvero quando il termosifone è installato in nicchia, dietro mobili o tende ecc.
La testa 104 viene apprezzata soprattutto quando il termosifone è posto in zone poco agevoli e quindi non è possibile agire liberamente sulla regolazione della temperatura.

100%
MADE IN
ITALY

The thermostatic head has both the sensor and the external temperature adjustment that allows both the opening and closing of the valve proportionally to the variation of ambient temperature.
The thermostatic head has the possibility to limit or block the adjustment range

La testa termostatica ha sia il sensore sia la regolazione della temperatura esterna che permette sia l'apertura e la chiusura della valvola in modo proporzionale alla variazione di temperatura ambiente.
La testa termostatica ha la possibilità di limitare o bloccare il campo di regolazione

Technical features:

Sensor:	Liquid
Adjustment range:	6°C ÷ 28°C
Hysteresis:	0.5 K
Intermediate position (20°C):	<1 K
Minimum position (7°C):	❄
Length of capillary:	2 m

Caratteristiche tecniche:

Sensore:	*Liquido*
Campo di regolazione:	*6°C ÷ 28°C*
Isteresi:	*<1 K*
Posizione intermedia (20°C):	*3*
Posizione minima (7°C):	❄
Lunghezza capillare:	*2 m*

104

OPERATING INSTRUCTIONS / *ISTRUZIONI OPERATIVE*

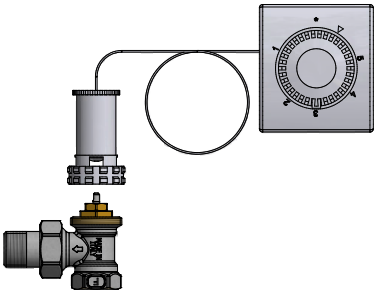

Installation of the concealed thermostatic head with remote control and sensor:
1. Remove the protective cap on the thermostatic valves.
2. Place the thermostatic head to the maximum value, in order to facilitate the installation, and screw the ring nut on the valve.
3. Do not place the control behind curtains

Installazione della testa termostatica sottotraccia con comando e sensore a distanza:
1. Rimuovere il cappuccio di protezione presente sulle valvole termostatizzabili.
2. Posizionare la testa termostatica sul valore massimo, per facilitare l'installazione, ed avvitare la ghiera sulla valvola.
3. Non posizionare il comando dietro tendaggi

LOCKING AND LIMITING OF THE TEMPERATURE / *BLOCCO E LIMITAZIONI DELLA TEMPERATURA*



There is the possibility to lock the temperature to any number of the graduated scale or limit its stroke.
The locking or limitation can be easily made by acting on the pins at the bottom of the head:
- Remove the graduated ring
- Remove the two plastic pins from the bottom of the head.
- Adjust the head in the position of the maximum desired temperature and insert a pin in the slot aligned with the first line printed on the body.
- Adjust the head in the minimum desired temperature position and insert the other pin into the slot aligned to the second line printed on the body.
- If you want to adjust only the maximum or minimum temperature, perform only one of the operations described .If you want to lock the head to a desired temperature, both pins have to be inserted into the slots.

Esiste la possibilità di bloccare la temperatura su un qualsiasi numero della scala graduata oppure limitarne la corsa. Il blocco o la limitazione può essere fatta semplicemente agendo sui perni presenti nella parte inferiore della testa:
- *Togliere la ghiera graduata;*
- *Togliere i due perni in materiale plastico dalla parte inferiore della testa.*
- *Regolare la testa nella posizione di massima temperatura desiderata ed inserire un perno nella fessura allineata alla prima linea stampata sul corpo. Regolare la testa nella posizione di minima temperatura desiderata ed inserire l'altro perno nella fessura allineata alla seconda linea stampata sul corpo.*
- *Se si vuole regolare solo la massima o la minima temperatura eseguire una sola delle operazioni oppure se si desidera bloccare la testa su una determinata temperatura si imposta e si inseriscono entrambi i perni nelle fessure.*

WARNINGS FOR A CORRECT OPERATION (VALIDO PER TUTTI I TIPI DI TESTA TERMOSTATICA)
/ AVVERTENZE PER UN CORRETTO FUNZIONAMENTO (VALIDO PER TUTTI I TIPI DI TESTA TERMOSTATICA)



The thermostatic heads must be installed outside the heat flows surrounding the heating elements (fig.1) and not affected by sunlight (fig.2). Therefore, avoid installing the thermostatic head under the shelves (fig.3) or in the recess (fig.4), inside the hot air flow (fig.5) or behind curtains (fig.6).These installations are not correct because the thermostatic head would evaluate a different temperature from the one present in the room.For a correct operation of the system, it is recommended to install an overpressure valve between two ways.To avoid excessive noise, avoid using thermostatic valves with ΔP values above 0.2-0.25 bar.

Le teste termostatiche devono essere installate fuori dai flussi di calore che circondano gli elementi riscaldanti (fig.1) e non colpite da raggi solari (fig.2). Evitare quindi di installare la testa termostatica sotto i ripiani (fig.3) o in nicchia (fig.4), all'interno del flusso dell'aria calda (fig.5) o dietro tende (fig.6). Queste installazioni non sono corrette in quanto la testa termostatica valuterebbe una temperatura diversa da quella presente nella stanza.
Per un corretto funzionamento dell'impianto, si consiglia di installare tra andata e ritorno una valvola di sovrappressione.
Per evitare eccessive rumorosità, evitare l'impiego di valvole termostatiche con valori di ΔP superiori a 0.25 bar.

COMISA
QUALITY COMES FIRST

STRAIGHT LOCKSHIELD FOR RADIATOR
DETENTORE DIRITTO PER RADIATORI

Lockshield for the regulation and interception of the fluid circulating in the radiators of the air conditioning systems.

Detentore destinato alla regolazione ed intercettazione del fluido circolante nei radiatori degli impianti di climatizzazione.

RADIATOR
RADIATORE

110

WITH METAL-METAL SEALING
CON TENUTA METALLO-METALLO

PLUS SERIE

CONNECTION IRON PIPE
ATTACCO TUBO FERRO

ISO 7/1

100%
MADE IN
ITALY

MISURE *SIZE*	PN	Kvs
3/8″	10	1,2
1/2″	10	1,8
3/4″	10	1,8
1″	10	/

- Straight manual lockshield for radiator with shutter metal-metal seal
- Testing at 100% (detailed inspection) of the seals inwards and outwards on the whole production batch
- Body in brass CW617N in conformity with EN 12165, hot-pressed sand blasted and nickel plated before machining
- Shutter in brass CW614N, in conformity with EN 12164
- Brass in conformity with: DIN 50930-6; D.M.174; Directive 2011/65/EC (ROHS II)
- O-Rings in EPDM
- Inward double seal (O-Ring + metal metal)

- *Detentore manuale diritto per radiatore con tenuta dell'otturatore metallo-metallo*
- *Collaudi al 100% delle tenute verso l'interno e verso l'esterno sull'intero lotto prodotto*
- *Corpo in ottone CW617N conforme a EN 12165, stampati a caldo sabbiati e nichelati prima della lavorazione*
- *Otturatore in ottone CW614N conforme a EN 12164*
- *Ottone conforme a: DIN 50930-6; D.M.174; Direttiva 2011/65/EC (ROHS II)*
- *O-rings in EPDM*
- *Doppia tenuta verso l'interno (O-ring + metallo metallo)*

TAIL PIECES — 3/8″ - 1/2″

* ISO 7/1
STANDARD

ISO 7/1
PTFE

ISO 228
O-RING
FIXED RING
GHIERA FISSA

ISO 228
O-RING
REGULATING RING
GHIERA REGOLABILE

Maximum pressure / *Pressione massima*
10 Bar

Operating temperature / *Temperatura d'esercizio*
0° C + 120°C

Maximum Δp / *Valore massimo Δp*
1 Bar

Fluid / *Fluidi*
Water and glycol solutions (maximum 30%)
Acqua e soluzioni glicolate (max 30%)

Certifications /*Certificazioni*

RoHS COMPLIANT

Threaded connection

Valve in conformity with EN10226-1 (ISO7/1)
Standard tail piece and PTFE in conformity with EN10226-1 (ISO7/1)
Tail piece with O-Ring in conformity with EN ISO 228
* Standard tail piece for 3/4″ size in conformity with EN ISO 228

Filetto di connessione

Valvola conforme EN10226-1 (ISO7/1)
Bocchettone standard e PTFE conforme a EN10226-1 (ISO7/1)
Bocchettone con O-Ring conforme a EN ISO 228
** Bocchettone standard per 3/4″ conforme a EN ISO 228*

Lockshield combined with valve
Detentore abbinabile con valvola

106

Comisa reserves the right to make any technical and aesthetical changes without prior warning, as part of a continual product and process improvement.
Comisa si riserva il diritto di apportare eventuali modifiche di natura tecnica ed estetica senza alcun preavviso, nell'ambito di un costante miglioramento del prodotto e del processo produttivo.

Lockshield for the regulation and interception of the fluid circulating in the radiators of the air conditioning systems.

Detentore destinato alla regolazione ed intercettazione del fluido circolante nei radiatori degli impianti di climatizzazione.

110

WITH METAL-METAL SEALING
CON TENUTA METALLO-METALLO

PLUS SERIE

RADIATOR
RADIATORE

Materials / *Materiali*

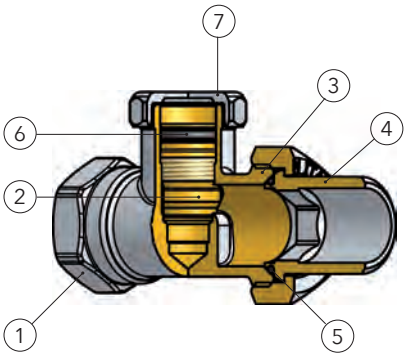

	DESCRIPTION	*DESCRIZONE*	MATERIAL / *MATERIALE*
1	BODY	*CORPO*	BRASS / *OTTONE CW617N UNI EN 12165*
2	SHUTTER	*OTTURATORE*	BRASS / *OTTONE CW614N UNI EN 12164*
3	NUT	*DADO*	BRASS / *OTTONE CW617N UNI EN 12165*
4	TAIL PIECE	*BOCCHETTONE*	BRASS / *OTTONE CW617N UNI EN 12165*
5	O-RING	*O-RING*	EPDM
6	O-RING	*O-RING*	EPDM
7	CAP	*CAPPUCCIO*	BRASS / *OTTONE CW614N UNI EN 12164*

Dimensions / *Dimensioni*

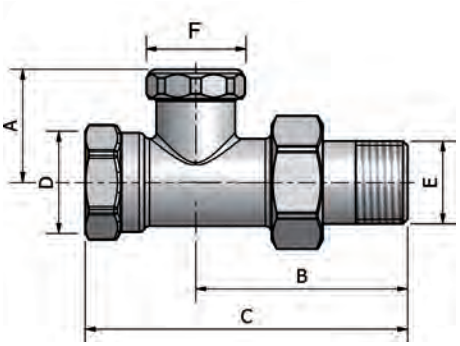

SIZE / *MISURE*	A	B	C	D	E	F
3/8"	27,5	51,5	76	Rp 3/8"	R 3/8"	24
1/2"	27,5	54	83	Rp 1/2"	R 1/2"	24
3/4"	26	61,5	94	Rp 3/4"	G 3/4"	24
1"	35	78,5	123,5	Rp 1"	G 1"	30

Pressure drop chartes / *Diagramma perdite di carico*

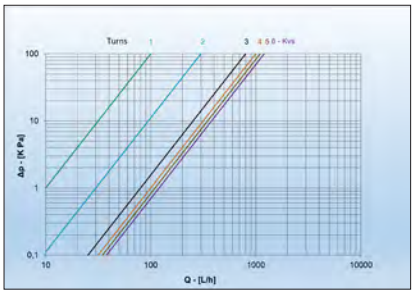

3/8"

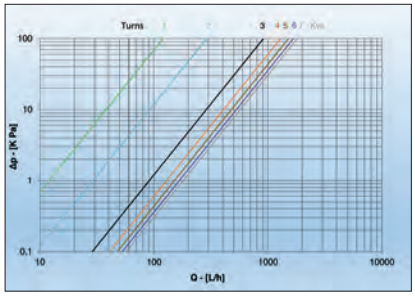

1/2"

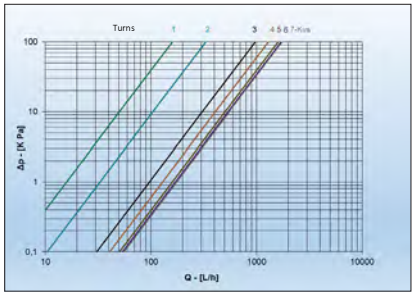

3/4"

Chart of size 1" is available upon request to the Comisa Technical Office.
Per il grafico relativo alle misura 1" è possibile fare richiesta all'Ufficio Tecnico Comisa.

COMISA
QUALITY COMES FIRST

STRAIGHT LOCKSHIELD FOR RADIATOR
DETENTORE DIRITTO PER RADIATORI

Lockshield for the regulation and interception of the fluid circulating in the radiators of the air conditioning systems.

Detentore destinato alla regolazione ed intercettazione del fluido circolante nei radiatori degli impianti di climatizzazione.

RADIATOR
RADIATORE

110R

WITH METAL-METAL SEALING
CON TENUTA METALLO-METALLO

SERIE **PLUS**

CONNECTION MULTILAYER PIPE
COPPER PIPE
ATTACCO TUBO MULTISTRATO
TUBO RAME



100%
MADE IN
ITALY

MISURE *SIZE*	PN	Kvs
3/8"	10	1,2
1/2"	10	1,8

- Straight manual lockshield for radiator with shutter metal-metal seal
- Testing at 100% (detailed inspection) of the seals inwards and outwards on the whole production batch
- Body in brass CW617N in conformity with EN 12165, hot-pressed sand blasted and nickel plated before machining
- Shutter in brass CW614N, in conformity with EN 12164
- Brass in conformity with: DIN 50930-6; D.M.174; Directive 2011/65/EC (ROHS II)
- O-Rings in EPDM
- Inward double seal (O-Ring + metal metal)

- *Detentore manuale diritto per radiatore con tenuta dell'otturatore metallo-metallo*
- *Collaudi al 100% delle tenute verso l'interno e verso l'esterno sull'intero lotto prodotto*
- *Corpo in ottone CW617N conforme a EN 12165, stampati a caldo sabbiati e nichelati prima della lavorazione*
- *Otturatore in ottone CW614N conforme a EN 12164*
- *Ottone conforme a: DIN 50930-6; D.M.174; Direttiva 2011/65/EC (ROHS II)*
- *O-rings in EPDM*
- *Doppia tenuta verso l'interno (O-ring + metallo metallo)*

Maximum pressure / *Pressione massima*
10 Bar

Operating temperature / *Temperatura d'esercizio*
0° C + 120°C

Maximum Δp / *Valore massimo Δp*
1 Bar

Fluid / *Fluidi*
Water and glycol solutions (maximum 30%)
Acqua e soluzioni glicolate (max 30%)

Certifications /*Certificazioni*

RoHS COMPLIANT

TAIL PIECES / *CODULI* 3/8" - 1/2"

ISO 7/1
STANDARD

ISO 7/1
PTFE

ISO 228
O-RING
FIXED RING
GHIERA FISSA

ISO 228
O-RING
REGULATING RING
GHIERA REGOLABILE

Threaded connection
- Valve in conformity with EN ISO 228
- Standard tail piece and PTFE in conformity with EN10226-1 (ISO7/1)
- Tail piece with O-Ring in conformity with EN ISO 228

Filetto di connessione
- *Valvola conforme EN ISO 228*
- *Bocchettone standard e PTFE conforme a EN10226-1 (ISO7/1)*
- *Bocchettone con O-Ring conforme a EN ISO 228*

Lockshield combined with thermostatic valve
Detentore abbinabile con valvola termostatizzabile

106R

Lockshield combined with manual valve
Detentore abbinabile con valvola manuale

120R

ADAPTORS / *ADATTATORI*

875
PRESS FITTING
FOR MULTILAYER PIPE
/ A PRESSARE
PER TUBO MULTISTRATO

225C
SCREW FITTING
FOR MULTILAYER PIPE
/ A STRINGERE
PER TUBO MULTISTRATO

178
FOR COPPER PIPE
/ PER TUBO RAME

Comisa reserves the right to make any technical and aesthetical changes without prior warning, as part of a continual product and process improvement.
Comisa si riserva il diritto di apportare eventuali modifiche di natura tecnica ed estetica senza alcun preavviso, nell'ambito di un costante miglioramento del prodotto e del processo produttivo.

STRAIGHT LOCKSHIELD FOR RADIATOR
DETENTORE DIRITTO PER RADIATORI

Lockshield for the regulation and interception of the fluid circulating in the radiators of the air conditioning systems.

Detentore destinato alla regolazione ed intercettazione del fluido circolante nei radiatori degli impianti di climatizzazione.

WITH METAL-METAL SEALING
CON TENUTA METALLO-METALLO

PLUS SERIE

RADIATOR
RADIATORE

Materials / *Materiali*

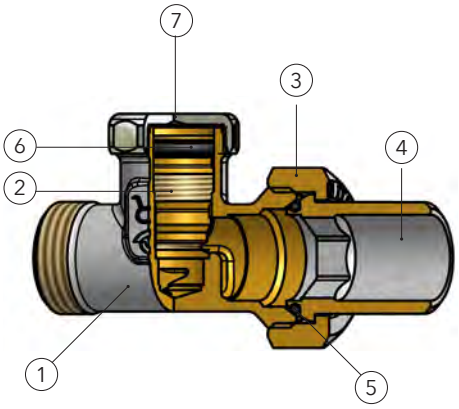

	DESCRIPTION	*DESCRIZONE*	MATERIAL / *MATERIALE*
1	BODY	*CORPO*	BRASS / *OTTONE CW617N UNI EN 12165*
2	SHUTTER	*OTTURATORE*	BRASS / *OTTONE CW614N UNI EN 12164*
3	NUT	*DADO*	BRASS / *OTTONE CW617N UNI EN 12165*
4	TAIL PIECE	*BOCCHETTONE*	BRASS / *OTTONE CW617N UNI EN 12165*
5	O-RING	*O-RING*	EPDM
6	O-RING	*O-RING*	EPDM
7	CAP	*CAPPUCCIO*	BRASS / *OTTONE CW614N UNI EN 12164*

Dimensions / *Dimensioni*

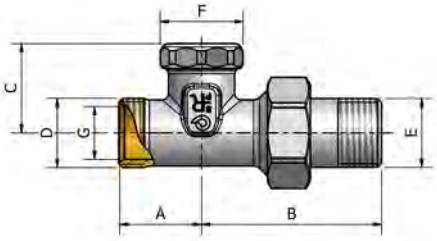

SIZE / *MISURE*	A	B	C	D	E	F	G
3/8"	25	51,5	27,5	G 1/2"	R 3/8"	24	16
1/2"	25	53,5	27,5	G 1/2"	R 1/2"	24	16

Pressure drop chartes / *Diagramma perdite di carico*

3/8"

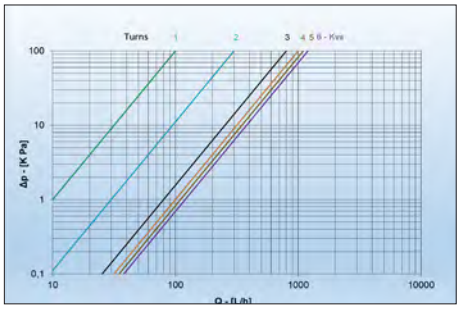

1/2"

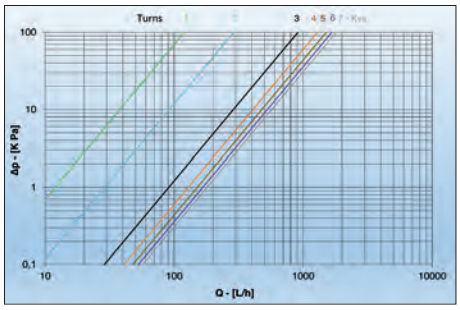

COMISA
QUALITY COMES FIRST

STRAIGHT LOCKSHIELD FOR RADIATOR
DETENTORE DIRITTO PER RADIATORI

Lockshield for the regulation and interception of the fluid circulating in the radiators of the air conditioning systems.

Detentore destinato alla regolazione ed intercettazione del fluido circolante nei radiatori degli impianti di climatizzazione.

110E

WITH METAL-METAL SEALING
CON TENUTA METALLO-METALLO

PLUS SERIE

CONNECTION MULTILAYER PIPE COPPER PIPE
ATTACCO TUBO MULTISTRATO TUBO RAME

EUROCONE
EUROCONO



ISO 228

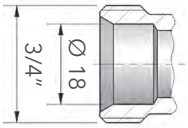

100% MADE IN ITALY

MISURE *SIZE*	PN	Kvs
1/2"	10	1,8

- *Straight manual lockshield for radiator with shutter metal-metal seal*
- *Testing at 100% (detailed inspection) of the seals inwards and outwards on the whole production batch*
- *Body in brass CW617N in conformity with EN 12165, hot-pressed sand blasted and nickel plated before machining*
- *Shutter in brass CW614N, in conformity with EN 12164*
- *Brass in conformity with: DIN 50930-6; D.M.174; Directive 2011/65/EC (ROHS II)*
- *O-Rings in EPDM*
- *Inward double seal (O-Ring + metal metal)*

- Detentore manuale diritto per radiatore con tenuta dell'otturatore metallo-metallo
- Collaudi al 100% delle tenute verso l'interno e verso l'esterno sull'intero lotto prodotto
- Corpo in ottone CW617N conforme a EN 12165, stampati a caldo sabbiati e nichelati prima della lavorazione
- Otturatore in ottone CW614N conforme a EN 12164
- Ottone conforme a: DIN 50930-6; D.M.174; Direttiva 2011/65/EC (ROHS II)
- O-rings in EPDM
- Doppia tenuta verso l'interno (O-ring + metallo metallo)

Maximum pressure / *Pressione massima*
10 Bar

Operating temperature / *Temperatura d'esercizio*
0° C + 120°C

Maximum Δp / *Valore massimo Δp*
1 Bar

Fluid / *Fluidi*
Water and glycol solutions (maximum 30%)
Acqua e soluzioni glicolate (max 30%)

TAIL PIECES 3/8" - 1/2"

ISO 7/1
STANDARD

ISO 7/1
PTFE

ISO 228
O-RING
FIXED RING
GHIERA FISSA

ISO 228
O-RING
REGULATING RING
GHIERA REGOLABILE

Threaded connection
- Valve in conformity with EN ISO 228
- Standard tail piece and PTFE in conformity with EN10226-1 (ISO7/1)
- Tail piece with O-Ring in conformity with EN ISO 228

Filetto di connessione
- *Valvola conforme EN ISO 228*
- *Bocchettone standard e PTFE conforme a EN10226-1 (ISO7/1)*
- *Bocchettone con O-Ring conforme a EN ISO 228*

Lockshield combined with thermostatic valve
Detentore abbinabile con valvola termostatizzabile

106E

Certifications /*Certificazioni*

RoHS COMPLIANT

ADAPTORS / *ADATTATORI*

875
PRESS FITTING
FOR MULTILAYER PIPE
/ A PRESSARE
PER TUBO MULTISTRATO

221C
SCREW FITTING
FOR MULTILAYER PIPE
/ A STRINGERE
PER TUBO MULTISTRATO

180
FOR COPPER PIPE
/ PER TUBO RAME

Comisa reserves the right to make any technical and aesthetical changes without prior warning, as part of a continual product and process improvement.
Comisa si riserva il diritto di apportare eventuali modifiche di natura tecnica ed estetica senza alcun preavviso, nell'ambito di un costante miglioramento del prodotto e del processo produttivo.

Lockshield for the regulation and interception of the fluid circulating in the radiators of the air conditioning systems.
Detentore destinato alla regolazione ed intercettazione del fluido circolante nei radiatori degli impianti di climatizzazione.

110E

WITH METAL-METAL SEALING
CON TENUTA METALLO-METALLO

PLUS SERIE

RADIATOR
RADIATORE

Materials / *Materiali*

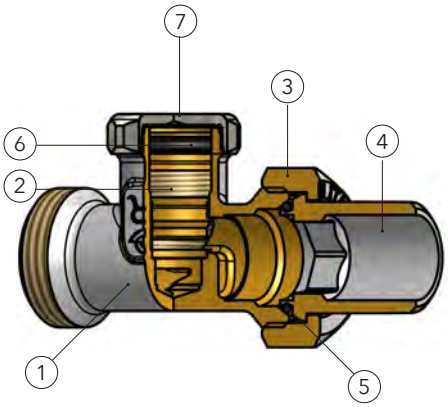

	DESCRIPTION	*DESCRIZONE*	MATERIAL / *MATERIALE*
1	BODY	*CORPO*	BRASS / *OTTONE CW617N UNI EN 12165*
2	SHUTTER	*OTTURATORE*	BRASS / *OTTONE CW614N UNI EN 12164*
3	NUT	*DADO*	BRASS / *OTTONE CW617N UNI EN 12165*
4	TAIL PIECE	*BOCCHETTONE*	BRASS / *OTTONE CW617N UNI EN 12165*
5	O-RING	*O-RING*	EPDM
6	O-RING	*O-RING*	EPDM
7	CAP	*CAPPUCCIO*	BRASS / *OTTONE CW614N UNI EN 12164*

Dimensions / *Dimensioni*

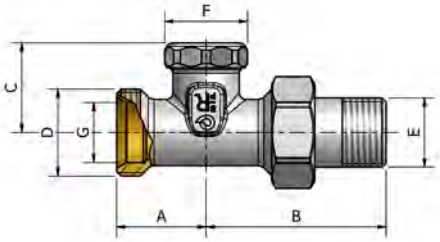

SIZE / *MISURE*	A	B	C	D	E	F	G
3/8"	27	51,5	27,5	G 3/4"	R 3/8"	24	18
1/2"	27	53,5	27,5	G 3/4"	R 1/2"	24	18

Pressure drop chartes / *Diagramma perdite di carico*

3/8"

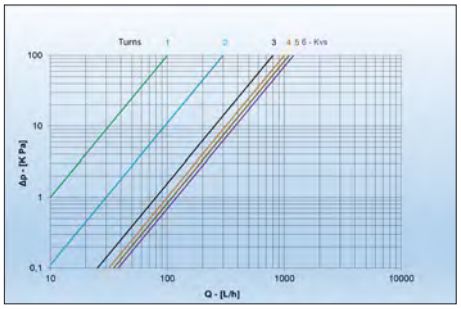

1/2"

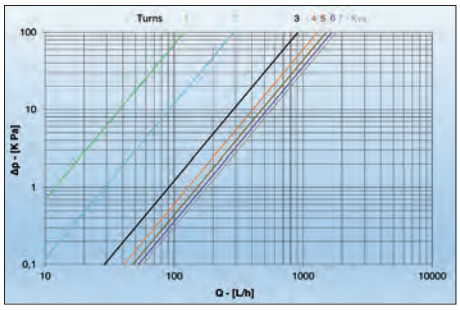

COMISA
QUALITY COMES FIRST

ANGLE LOCKSHIELD FOR RADIATOR
DETENTORE AD ANGOLO PER RADIATORI

Lockshield for the regulation and interception of the fluid circulating in the radiators of the air conditioning systems.

Detentore destinato alla regolazione ed intercettazione del fluido circolante nei radiatori degli impianti di climatizzazione.

RADIATOR
RADIATORE

111

WITH METAL-METAL SEALING
CON TENUTA METALLO-METALLO

SERIE **PLUS**

CONNECTION IRON PIPE
ATTACCO TUBO FERRO



ISO 7/1

100%
MADE IN
ITALY



MISURE *SIZE*	PN	Kvs
3/8"	10	1,9
1/2"	10	2,1

- Angle manual lockshield for radiator with shutter metal-metal seal
- Testing at 100% (detailed inspection) of the seals inwards and outwards on the whole production batch
- Body in brass CW617N in conformity with EN 12165, hot-pressed sand blasted and nickel plated before machining
- Shutter in brass CW614N, in conformity with EN 12164
- Brass in conformity with: DIN 50930-6; D.M.174; Directive 2011/65/EC (ROHS II)
- O-Rings in EPDM
- Inward double seal (O-Ring + metal metal)

- *Detentore manuale ad angolo per radiatore con tenuta dell'otturatore metallo-metallo*
- *Collaudi al 100% delle tenute verso l'interno e verso l'esterno sull'intero lotto prodotto*
- *Corpo in ottone CW617N conforme a EN 12165, stampati a caldo sabbiati e nichelati prima della lavorazione*
- *Otturatore in ottone CW614N conforme a EN 12164*
- *Ottone conforme a: DIN 50930-6; D.M.174; Direttiva 2011/65/EC (ROHS II)*
- *O-rings in EPDM*
- *Doppia tenuta verso l'interno (O-ring + metallo metallo)*

Maximum pressure / *Pressione massima*
10 Bar

Operating temperature / *Temperatura d'esercizio*
0° C + 120°C

Maximum Δp / *Valore massimo Δp*
1 Bar

Fluid / *Fluidi*
Water and glycol solutions (maximum 30%)
Acqua e soluzioni glicolate (max 30%)

TAIL PIECES 3/8" - 1/2"

* ISO 7/1
STANDARD

ISO 7/1
PTFE

ISO 228
O-RING
FIXED RING
GHIERA FISSA

ISO 228
O-RING
REGULATING RING
GHIERA REGOLABILE

Threaded connection

Valve in conformity with EN10226-1 (ISO7/1) - only 3/8" - 1/2"
Standard tail piece and PTFE in conformity with EN10226-1 (ISO7/1)
Tail piece with O-Ring in conformity with EN ISO 228
* Standard tail piece for 3/4" size in conformity with EN ISO 228

Filetto di connessione

Valvola conforme EN10226-1 (ISO7/1) - solo 3/8" - 1/2"
Bocchettone standard e PTFE conforme a EN10226-1 (ISO7/1)
Bocchettone con O-Ring conforme a EN ISO 228
** Bocchettone standard per 3/4" conforme a EN ISO 228*

Lockshield combined with thermostatic valve
Detentore abbinabile con valvola termostatizzabile

105

Lockshield combined with manual valve**
*Detentore abbinabile con valvola manuale***

119

** Available only in 3/8 "and 1/2"
*** Solo nelle misure 3/8" e 1/2"*

Certifications /*Certificazioni*

RoHS COMPLIANT

Comisa reserves the right to make any technical and aesthetical changes without prior warning, as part of a continual product and process improvement.
Comisa si riserva il diritto di apportare eventuali modifiche di natura tecnica ed estetica senza alcun preavviso, nell'ambito di un costante miglioramento del prodotto e del processo produttivo.

Lockshield for the regulation and interception of the fluid circulating in the radiators of the air conditioning systems.
Detentore destinato alla regolazione ed intercettazione del fluido circolante nei radiatori degli impianti di climatizzazione.

111

WITH METAL-METAL SEALING
CON TENUTA METALLO-METALLO

PLUS SERIE

RADIATOR
RADIATORE

Materials / *Materiali*

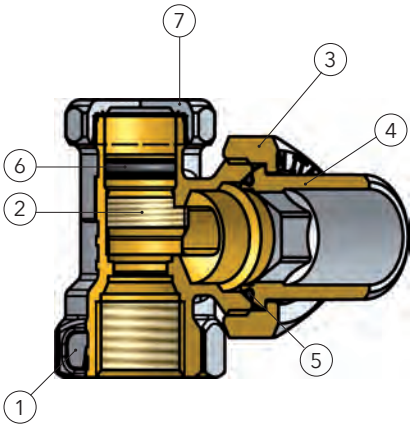

	DESCRIPTION	*DESCRIZONE*	MATERIAL / *MATERIALE*
1	BODY	*CORPO*	BRASS / *OTTONE CW617N UNI EN 12165*
2	SHUTTER	*OTTURATORE*	BRASS / *OTTONE CW614N UNI EN 12164*
3	NUT	*DADO*	BRASS / *OTTONE CW617N UNI EN 12165*
4	TAIL PIECE	*BOCCHETTONE*	BRASS / *OTTONE CW617N UNI EN 12165*
5	O-RING	*O-RING*	EPDM
6	O-RING	*O-RING*	EPDM
7	CAP	*CAPPUCCIO*	BRASS / *OTTONE CW614N UNI EN 12164*

Dimensions / *Dimensioni*

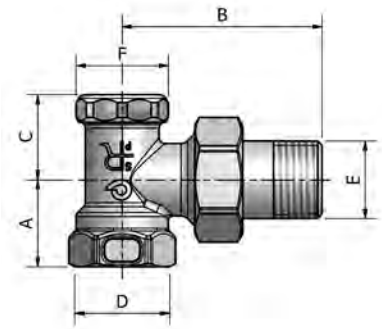

SIZE / *MISURE*	A	B	C	D	E	F
3/8"	20	49	20	Rp 3/8"	R 3/8"	24
1/2"	23	54	23,5	Rp 1/2"	R 1/2"	24
3/4"	26	59	20,5	Rp 3/4"	G 3/4"	24
1"	34	73,5	29,5	Rp 1"	G 1"	30

Pressure drop chartes / *Diagramma perdite di carico*

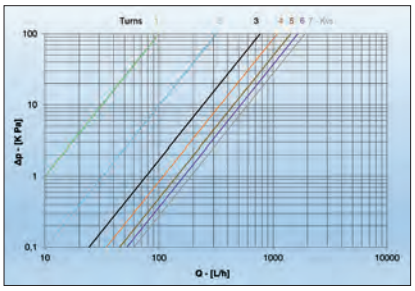

3/8"

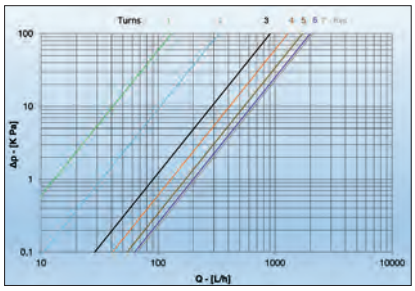

1/2"

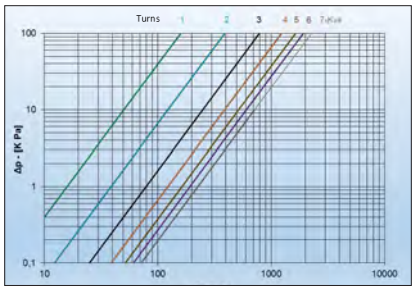

3/4"

Chart of size 1" is available upon request to the Comisa Technical Office.
Per il grafico relativo alle misura 1" è possibile fare richiesta all'Ufficio Tecnico Comisa.

COMISA
QUALITY COMES FIRST

ANGLE LOCKSHIELD FOR RADIATOR
DETENTORE AD ANGOLO PER RADIATORI

Lockshield for the regulation and interception of the fluid circulating in the radiators of the air conditioning systems.

Detentore destinato alla regolazione ed intercettazione del fluido circolante nei radiatori degli impianti di climatizzazione.

RADIATOR
RADIATORE

121

WITH METAL-METAL SEALING
CON TENUTA METALLO-METALLO

PLUS SERIE

CONNECTION IRON PIPE
ATTACCO TUBO FERRO



ISO 228

100% MADE IN ITALY

MISURE *SIZE*	PN	Kvs
1"	10	4,6
1 1/4"	10	/

- Angle manual lockshield for radiator with shutter metal-metal seal
- Testing at 100% (detailed inspection) of the seals inwards and outwards on the whole production batch
- Body in brass CW617N in conformity with EN 12165, hot-pressed sand blasted and nickel plated before machining
- Shutter in brass CW614N, in conformity with EN 12164
- Brass in conformity with: DIN 50930-6; D.M.174; Directive 2011/65/EC (ROHS II)
- O-Rings in EPDM
- Inward double seal (O-Ring + metal metal)

- *Detentore manuale ad angolo per radiatore con tenuta dell'otturatore metallo-metallo*
- *Collaudi al 100% delle tenute verso l'interno e verso l'esterno sull'intero lotto prodotto*
- *Corpo in ottone CW617N conforme a EN 12165, stampati a caldo sabbiati e nichelati prima della lavorazione*
- *Otturatore in ottone CW614N conforme a EN 12164*
- *Ottone conforme a: DIN 50930-6; D.M.174; Direttiva 2011/65/EC (ROHS II)*
- *O-rings in EPDM*
- *Doppia tenuta verso l'interno (O-ring + metallo metallo)*

Maximum pressure / *Pressione massima*
10 Bar

Operating temperature / *Temperatura d'esercizio*
0° C + 120°C

Maximum Δp / *Valore massimo Δp*
1 Bar

Fluid / *Fluidi*
Water and glycol solutions (maximum 30%)
Acqua e soluzioni glicolate (max 30%)

Threaded connection
Valve in conformity with EN ISO 228
Standard nut in conformity with EN ISO 228

Filetto di connessione
Valvola conforme EN ISO 228
Bocchettone standard conforme EN ISO 228

Certifications /*Certificazioni*

RoHS COMPLIANT

Lockshield combined with manual valve
Detentore abbinabile con valvola manuale

119

Comisa reserves the right to make any technical and aesthetical changes without prior warning, as part of a continual product and process improvement.
Comisa si riserva il diritto di apportare eventuali modifiche di natura tecnica ed estetica senza alcun preavviso, nell'ambito di un costante miglioramento del prodotto e del processo produttivo.

ANGLE LOCKSHIELD FOR RADIATOR
DETENTORE AD ANGOLO PER RADIATORI

Lockshield for the regulation and interception of the fluid circulating in the radiators of the air conditioning systems.

Detentore destinato alla regolazione ed intercettazione del fluido circolante nei radiatori degli impianti di climatizzazione.

121

WITH METAL-METAL SEALING
CON TENUTA METALLO-METALLO

PLUS SERIE

RADIATOR
RADIATORE

Materials / *Materiali*

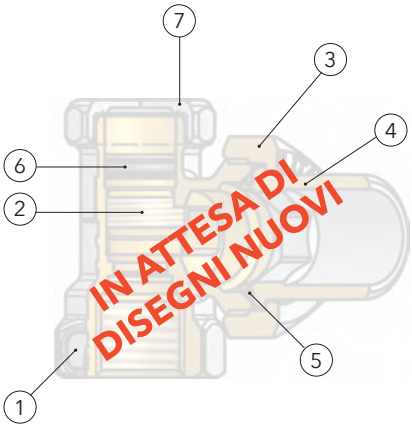

	DESCRIPTION	*DESCRIZONE*	MATERIAL / *MATERIALE*
1	BODY	*CORPO*	BRASS / *OTTONE CW617N UNI EN 12165*
2	SHUTTER	*OTTURATORE*	BRASS / *OTTONE CW614N UNI EN 12164*
3	NUT	*DADO*	BRASS / *OTTONE CW617N UNI EN 12165*
4	TAIL PIECE	*BOCCHETTONE*	BRASS / *OTTONE CW617N UNI EN 12165*
5	O-RING	*O-RING*	EPDM
6	O-RING	*O-RING*	EPDM
7	CAP	*CAPPUCCIO*	BRASS / *OTTONE CW614N UNI EN 12164*

Dimensions / *Dimensioni*

SIZE / MISURE	A	B	C	D	E	F
1"	33,5	72	50,5	G 1"	G 1"	44
1 1/4"	38	83	51,5	G 1 1/4"	G 1 1/4"	44

Pressure drop chartes / *Diagramma perdite di carico*

1"

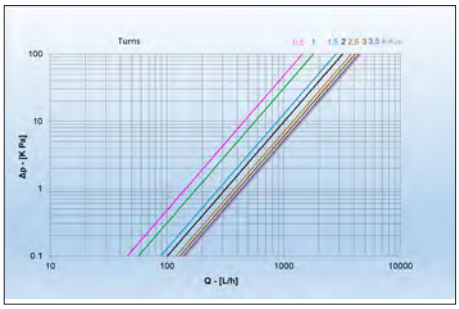

COMISA
QUALITY COMES FIRST

ANGLE LOCKSHIELD FOR RADIATOR
DETENTORE AD ANGOLO PER RADIATORI

Lockshield for the regulation and interception of the fluid circulating in the radiators of the air conditioning systems.

Detentore destinato alla regolazione ed intercettazione del fluido circolante nei radiatori degli impianti di climatizzazione.

RADIATOR
RADIATORE

111R

WITH METAL-METAL SEALING
CON TENUTA METALLO-METALLO

PLUS SERIE

CONNECTION MULTILAYER PIPE COPPER PIPE
ATTACCO TUBO MULTISTRATO TUBO RAME





100% MADE IN ITALY

MISURE *SIZE*	PN	Kvs
3/8"	10	1,9
1/2"	10	2,1

- Angle manual lockshield for radiator with shutter metal-metal seal
- Testing at 100% (detailed inspection) of the seals inwards and outwards on the whole production batch
- Body in brass CW617N in conformity with EN 12165, hot-pressed sand blasted and nickel plated before machining
- Shutter in brass CW614N, in conformity with EN 12164
- Brass in conformity with: DIN 50930-6; D.M.174; Directive 2011/65/EC (ROHS II)
- O-Rings in EPDM
- Inward double seal (O-Ring + metal metal)

- *Detentore manuale ad angolo per radiatore con tenuta dell'otturatore metallo-metallo*
- *Collaudi al 100% delle tenute verso l'interno e verso l'esterno sull'intero lotto prodotto*
- *Corpo in ottone CW617N conforme a EN 12165, stampati a caldo sabbiati e nichelati prima della lavorazione*
- *Otturatore in ottone CW614N conforme a EN 12164*
- *Ottone conforme a: DIN 50930-6; D.M.174; Direttiva 2011/65/EC (ROHS II)*
- *O-rings in EPDM*
- *Doppia tenuta verso l'interno (O-ring + metallo metallo)*

Maximum pressure / *Pressione massima*
10 Bar

Operating temperature / *Temperatura d'esercizio*
0° C + 120°C

Maximum Δp / *Valore massimo Δp*
1 Bar

Fluid / *Fluidi*
Water and glycol solutions (maximum 30%)
Acqua e soluzioni glicolate (max 30%)

TAIL PIECES 3/8" - 1/2"

ISO 7/1
STANDARD

ISO 7/1
PTFE

ISO 228
O-RING
FIXED RING
GHIERA FISSA

ISO 228
O-RING
REGULATING RING
GHIERA REGOLABILE

Threaded connection
- Valve in conformity with EN ISO 228
- Standard tail piece and PTFE in conformity with EN10226-1 (ISO7/1)
- Tail piece with O-Ring in conformity with EN ISO 228

Filetto di connessione
- *Valvola conforme EN ISO 228*
- *Bocchettone standard e PTFE conforme a EN10226-1 (ISO7/1)*
- *Bocchettone con O-Ring conforme a EN ISO 228*

Lockshield combined with thermostatic valve
Detentore abbinabile con valvola termostatizzabile


105R

Lockshield combined with manual valve
Detentore abbinabile con valvola manuale

119R

Certifications /*Certificazioni*

RoHS COMPLIANT

ADAPTORS / *ADATTATORI*

875
PRESS FITTING
FOR MULTILAYER PIPE
/ A PRESSARE
PER TUBO MULTISTRATO

225C
SCREW FITTING
FOR MULTILAYER PIPE
/ A STRINGERE
PER TUBO MULTISTRATO

178
FOR COPPER PIPE
/ PER TUBO RAME

Comisa reserves the right to make any technical and aesthetical changes without prior warning, as part of a continual product and process improvement.
Comisa si riserva il diritto di apportare eventuali modifiche di natura tecnica ed estetica senza alcun preavviso, nell'ambito di un costante miglioramento del prodotto e del processo produttivo.

Lockshield for the regulation and interception of the fluid circulating in the radiators of the air conditioning systems.

Detentore destinato alla regolazione ed intercettazione del fluido circolante nei radiatori degli impianti di climatizzazione.

111R

WITH METAL-METAL SEALING
CON TENUTA METALLO-METALLO

PLUS SERIE

RADIATOR
RADIATORE

Materials / *Materiali*

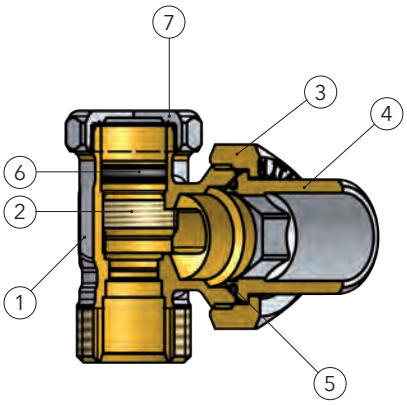

	DESCRIPTION	*DESCRIZONE*	MATERIAL / *MATERIALE*
1	BODY	*CORPO*	BRASS / *OTTONE CW617N UNI EN 12165*
2	SHUTTER	*OTTURATORE*	BRASS / *OTTONE CW614N UNI EN 12164*
3	NUT	*DADO*	BRASS / *OTTONE CW617N UNI EN 12165*
4	TAIL PIECE	*BOCCHETTONE*	BRASS / *OTTONE CW617N UNI EN 12165*
5	O-RING	*O-RING*	EPDM
6	O-RING	*O-RING*	EPDM
7	CAP	*CAPPUCCIO*	BRASS / *OTTONE CW614N UNI EN 12164*

Dimensions / *Dimensioni*

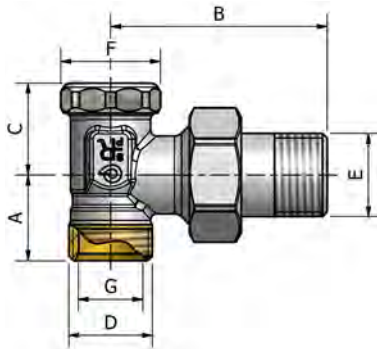

SIZE / *MISURE*	A	B	C	D	E	F	G
3/8"	21,5	52	20	G 1/2"	R 3/8"	24	16
1/2"	21,5	54	20	G 1/2"	R 1/2"	24	16

Pressure drop chartes / *Diagramma perdite di carico*

3/8"

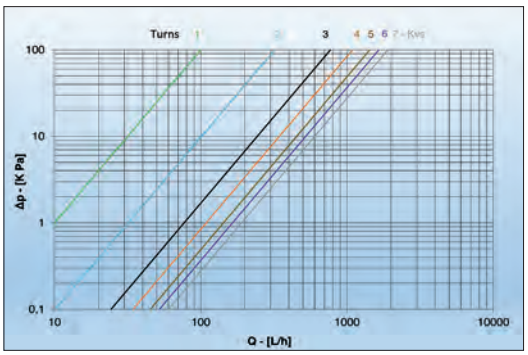

1/2"

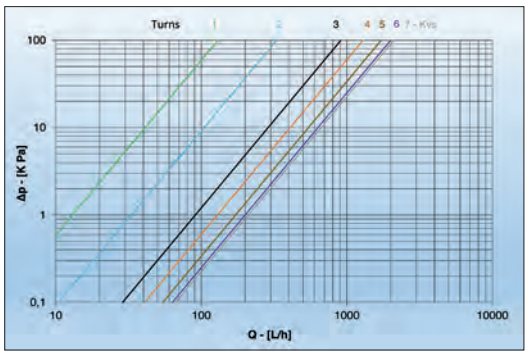

COMISA
QUALITY COMES FIRST

ANGLE LOCKSHIELD FOR RADIATOR
DETENTORE AD ANGOLO PER RADIATORI

Lockshield for the regulation and interception of the fluid circulating in the radiators of the air conditioning systems.

Detentore destinato alla regolazione ed intercettazione del fluido circolante nei radiatori degli impianti di climatizzazione.

RADIATOR
RADIATORE

111E

WITH METAL-METAL SEALING
CON TENUTA METALLO-METALLO

PLUS SERIE

CONNECTION MULTILAYER PIPE COPPER PIPE
ATTACCO TUBO MULTISTRATO TUBO RAME





ISO 228

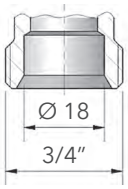

EUROCONE
EUROCONO

100% MADE IN ITALY

MISURE *SIZE*	PN	Kvs
1/2"	10	2,1

- Angle manual lockshield for radiator with shutter metal-metal seal
- Testing at 100% (detailed inspection) of the seals inwards and outwards on the whole production batch
- Body in brass CW617N in conformity with EN 12165, hot-pressed sand blasted and nickel plated before machining
- Shutter in brass CW614N, in conformity with EN 12164
- Brass in conformity with: DIN 50930-6; D.M.174; Directive 2011/65/EC (ROHS II)
- O-Rings in EPDM
- Inward double seal (O-Ring + metal metal)

- *Detentore manuale ad angolo per radiatore con tenuta dell'otturatore metallo-metallo*
- *Collaudi al 100% delle tenute verso l'interno e verso l'esterno sull'intero lotto prodotto*
- *Corpo in ottone CW617N conforme a EN 12165, stampati a caldo sabbiati e nichelati prima della lavorazione*
- *Otturatore in ottone CW614N conforme a EN 12164*
- *Ottone conforme a: DIN 50930-6; D.M.174; Direttiva 2011/65/EC (ROHS II)*
- *O-rings in EPDM*
- *Doppia tenuta verso l'interno (O-ring + metallo metallo)*

Maximum pressure / *Pressione massima*
10 Bar

Operating temperature / *Temperatura d'esercizio*
0° C + 120°C

Maximum Δp / *Valore massimo Δp*
1 Bar

Fluid / *Fluidi*
Water and glycol solutions (maximum 30%)
Acqua e soluzioni glicolate (max 30%)

Certifications /*Certificazioni*

RoHS COMPLIANT

TAIL PIECES — 3/8" - 1/2"

ISO 7/1
STANDARD

ISO 7/1
PTFE

ISO 228
O-RING
FIXED RING
GHIERA FISSA

ISO 228
O-RING
REGULATING RING
GHIERA REGOLABILE

Threaded connection
- Valve in conformity with EN ISO 228
- Standard tail piece and PTFE in conformity with EN10226-1 (ISO7/1)
- Tail piece with O-Ring in conformity with EN ISO 228

Filetto di connessione
- *Valvola conforme EN ISO 228*
- *Bocchettone standard e PTFE conforme a EN10226-1 (ISO7/1)*
- *Bocchettone con O-Ring conforme a EN ISO 228*

Lockshield combined with thermostatic valve
/ Detentore abbinabile con valvola termostatica

105E

Lockshield combined with manual valve
/ Detentore abbinabile con valvola manual

119E

ADAPTORS / *ADATTATORI*

875
PRESS FITTING
FOR MULTILAYER PIPE
/ A PRESSARE
PER TUBO MULTISTRATO

221C
SCREW FITTING
FOR MULTILAYER PIPE
/ A STRINGERE
PER TUBO MULTISTRATO

180
FOR COPPER PIPE
/ PER TUBO RAME

Comisa reserves the right to make any technical and aesthetical changes without prior warning, as part of a continual product and process improvement.
Comisa si riserva il diritto di apportare eventuali modifiche di natura tecnica ed estetica senza alcun preavviso, nell'ambito di un costante miglioramento del prodotto e del processo produttivo.

Lockshield for the regulation and interception of the fluid circulating in the radiators of the air conditioning systems.

Detentore destinato alla regolazione ed intercettazione del fluido circolante nei radiatori degli impianti di climatizzazione.

111E

WITH METAL-METAL SEALING
CON TENUTA METALLO-METALLO

PLUS SERIE

RADIATOR
RADIATORE

Materials / *Materiali*

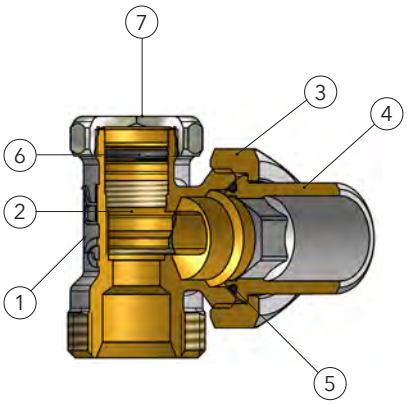

	DESCRIPTION	*DESCRIZONE*	MATERIAL / *MATERIALE*
1	BODY	*CORPO*	BRASS / *OTTONE CW617N UNI EN 12165*
2	SHUTTER	*OTTURATORE*	BRASS / *OTTONE CW614N UNI EN 12164*
3	NUT	*DADO*	BRASS / *OTTONE CW617N UNI EN 12165*
4	TAIL PIECE	*BOCCHETTONE*	BRASS / *OTTONE CW617N UNI EN 12165*
5	O-RING	*O-RING*	EPDM
6	O-RING	*O-RING*	EPDM
7	CAP	*CAPPUCCIO*	BRASS / *OTTONE CW614N UNI EN 12164*

Dimensions / *Dimensioni*

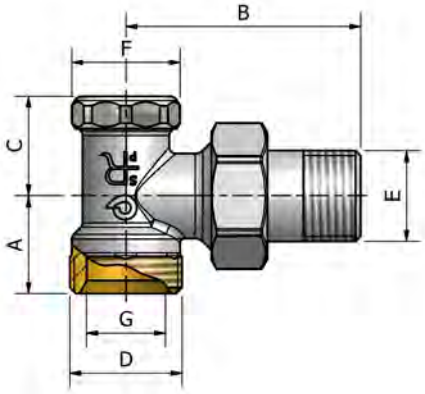

SIZE / *MISURE*	A	B	C	D	E	F	G
3/8"	23	52	20	G 3/4"	R 3/8"	24	18
1/2"	23	54	20	G 3/4"	R 1/2"	24	18

Pressure drop chartes / *Diagramma perdite di carico*

3/8"

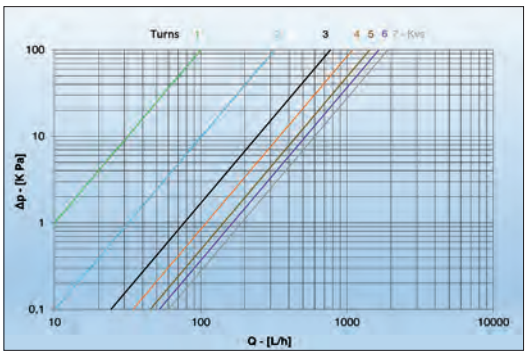

1/2"

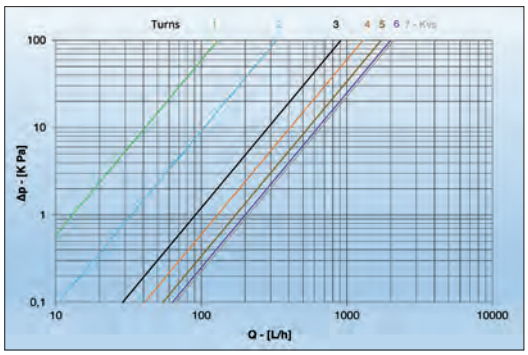

MANUAL VALVES AND LOCKSHIELDS FOR RADIATOR
VALVOLE MANUALI E DETENTORI PER RADIATORI



CONNECTION IRON PIPE
ATTACCO FERRO

SERIE X

115	116	117	118
			
ANGLE VALVE *VALVOLA ANGOLO*	STRAIGHT VALVE *VALVOLA DIRITTA*	ANGLE LOCKSHIELD *DETENTORE ANGOLO*	STRAIGHT LOCKSHIELD *DETENTORE DIRITTO*
SIZE / MISURE	SIZE / MISURE	SIZE / MISURE	SIZE / MISURE
3/8" PN 10 Kvs 1,9	**3/8"** PN 10 Kvs 1,1	**3/8"** PN 10 Kvs 1,8	**3/8"** PN 10 Kvs 0,95
1/2" PN 10 Kvs 2,3	**1/2"** PN 10 Kvs 1,4	**1/2"** PN 10 Kvs 1,9	**1/2"** PN 10 Kvs 1,15

SERIE PLUS

119	120	111	121	122
				
ANGLE VALVE *VALVOLA ANGOLO*	STRAIGHT VALVE *VALVOLA DIRITTA*	ANGLE LOCKSHIELD *DETENTORE ANGOLO*	ANGLE LOCKSHIELD *DETENTORE ANGOLO*	STRAIGHT LOCKSHIELD *DETENTORE DIRITTO*
SIZE / MISURE	SIZE / MISURE	SIZE / MISURE	SIZE / MISURE	SIZE / MISURE
3/8" PN 10 Kvs 2,3	**3/8"** PN 10 Kvs 1,5	**3/8"** PN 10 Kvs 1,9		**3/8"** PN 10 Kvs 1,2
1/2" PN 10 Kvs 2,6	**1/2"** PN 10 Kvs 2,0	**1/2"** PN 10 Kvs 2,1		**1/2"** PN 10 Kvs 1,8
3/4" PN 10 Kvs 4,2	**3/4"** PN 10 Kvs 2,0	**3/4"** PN 10 Kvs 2,26		**3/4"** PN 10 Kvs 1,8
1" PN 10	**1"** PN 10		**1"** PN 10 Kvs 4,6	**1"** PN 10 Kvs 3,6
1 1/4" PN 10	**1 1/4"** PN 10		**1 1/4"** PN 10	**1 1/4"** PN 10 Kvs 4,18



RADIATOR
RADIATORE

CONNECTIONS COPPER PIPE / MULTILAYER PIPE
ATTACCO TUBO RAME / TUBO MULTISTRATO

SERIE
X

115R	116R	117R	118R
			
ANGLE VALVE *VALVOLA ANGOLO*	STRAIGHT VALVE *VALVOLA DIRITTA*	ANGLE LOCKSHIELD *DETENTORE ANGOLO*	STRAIGHT LOCKSHIELD *DETENTORE DIRITTO*
SIZE / MISURE	SIZE / MISURE	SIZE / MISURE	SIZE / MISURE
3/8" PN 10 Kvs 1,9 **1/2"** PN 10 Kvs 2,3	**3/8"** PN 10 Kvs 1,1 **1/2"** PN 10 Kvs 1,4	**3/8"** PN 10 Kvs 1,8 **1/2"** PN 10 Kvs 1,9	**3/8"** PN 10 Kvs 0,95 **1/2"** PN 10 Kvs 1,15

SERIE
PLUS

119R	119E	120R	111R	110R	111E
					Eurocone
					
ANGLE VALVE *VALVOLA ANGOLO*	ANGLE VALVE *VALVOLA ANGOLO*	STRAIGHT VALVE *VALVOLA DIRITTA*	ANGLE LOCKSHIELD *DETENTORE ANGOLO*	STRAIGHT LOCKSHIELD *DETENTORE DIRITTO*	ANGLE LOCKSHIELD *DETENTORE ANGOLO*
SIZE / MISURE	SIZE / MISURE	SIZE / MISURE	SIZE / MISURE	SIZE / MISURE	SIZE / MISURE
3/8" PN 10 Kvs 2,3 **1/2"** PN 10 Kvs 2,6	**3/8"** PN 10 Kvs 2,3 **1/2"** PN 10 Kvs 2,6	**3/8"** PN 10 Kvs 1,5 **1/2"** PN 10 Kvs 2,0	**3/8"** PN 10 Kvs 1,9 **1/2"** PN 10 Kvs 2,1	**3/8"** PN 10 Kvs 1,2 **1/2"** PN 10 Kvs 1,8	**3/8"** PN 10 Kvs 1,9 **1/2"** PN 10 Kvs 2,1

ANGLE MANUAL VALVE FOR RADIATOR
VALVOLA MANUALE AD ANGOLO PER RADIATORI

Manual valve for the regulation and interception of the fluid circulating in the radiators of the air conditioning systems.

Valvola manuale destinata alla regolazione ed intercettazione del fluido circolante nei radiatori degli impianti di climatizzazione

RADIATOR
RADIATORE

115

WITH SOFT SEALING
CON TENUTA MORBIDA

SERIE
X

CONNECTION IRON PIPE
ATTACCO TUBO FERRO

ISO 228

100%
MADE IN
ITALY

MISURE *SIZE*	PN	Kvs
3/8″	10	1,9
1/2″	10	2,3

- Angle manual valve for radiator with shutter soft seal
- Testing at 100% (detailed inspection) of the seals inwards and outwards on the whole production batch
- Body in brass CW617N in conformity with EN 12165, hot-pressed sand blasted and nickel plated before machining
- Shutter in brass CW614N, in conformity with EN 12164
- Brass in conformity with: DIN 50930-6; D.M.174; Directive 2011/65/EC (ROHS II)
- O-Rings in EPDM
- Handwheel in white ABS

- *Valvola manuale ad angolo per radiatore con tenuta dell'otturatore morbida*
- *Collaudi al 100% delle tenute verso l'interno e verso l'esterno sull'intero lotto prodotto*
- *Corpo in ottone CW617N conforme a EN 12165, stampati a caldo sabbiati e nichelati prima della lavorazione*
- *Otturatore in ottone CW614N conforme a EN 12164*
- *Ottone conforme a: DIN 50930-6; D.M.174; Direttiva 2011/65/EC (ROHS II)*
- *O-rings in EPDM*
- *Manopola in ABS bianco*

Maximum pressure / *Pressione massima*
10 Bar

Operating temperature / *Temperatura d'esercizio*
0° C + 120°C

Maximum Δp / *Valore massimo Δp*
1 Bar

Fluid / *Fluidi*
Water and glycol solutions (maximum 30%)
Acqua e soluzioni glicolate (max 30%)

TAIL PIECES 3/8″ - 1/2″

ISO 7/1
STANDARD

ISO 7/1
PTFE

ISO 228
O-RING
FIXED RING
GHIERA FISSA

ISO 228
O-RING
REGULATING RING
GHIERA REGOLABILE

Threaded connection

Valve in conformity with EN ISO 228
Standard tail piece and PTFE in conformity with EN10226-1 (ISO7/1)
Tail piece with O-Ring in conformity with EN ISO 228

Filetto di connessione

Valvola conforme EN ISO 228
Bocchettone standard e PTFE conforme a EN10226-1 (ISO7/1)
Bocchettone con O-Ring conforme a EN ISO 228

Valve combined with lockshield
Valvola abbinabile con detentore

117

Certifications /*Certificazioni*

RoHS COMPLIANT

Comisa reserves the right to make any technical and aesthetical changes without prior warning, as part of a continual product and process improvement.
Comisa si riserva il diritto di apportare eventuali modifiche di natura tecnica ed estetica senza alcun preavviso, nell'ambito di un costante miglioramento del prodotto e del processo produttivo.

ANGLE MANUAL VALVE FOR RADIATOR
VALVOLA MANUALE AD ANGOLO PER RADIATORI

Manual valve for the regulation and interception of the fluid circulating in the radiators of the air conditioning systems.

Valvola manuale destinata alla regolazione ed intercettazione del fluido circolante nei radiatori degli impianti di climatizzazione.

SERIE X

RADIATOR
RADIATORE

115

WITH SOFT SEALING
CON TENUTA MORBIDA

Materials / *Materiali*

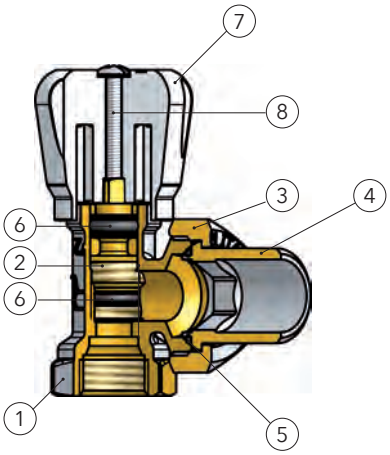

	DESCRIPTION	*DESCRIZONE*	MATERIAL / *MATERIALE*
1	BODY	*CORPO*	BRASS / *OTTONE CW617N UNI EN 12165*
2	SHUTTER	*OTTURATORE*	BRASS / *OTTONE CW614N UNI EN 12164*
3	NUT	*DADO*	BRASS / *OTTONE CW617N UNI EN 12165*
4	TAIL PIECE	*BOCCHETTONE*	BRASS / *OTTONE CW617N UNI EN 12165*
5	O-RING	*O-RING*	EPDM
6	O-RING	*O-RING*	EPDM
7	HANDWHELL	*MANOPOLA*	ABS WHITE / *ABS BIANCO*
8	SCREW	*VITE*	STEEL / *ACCIAIO*

Dimensions / *Dimensioni*

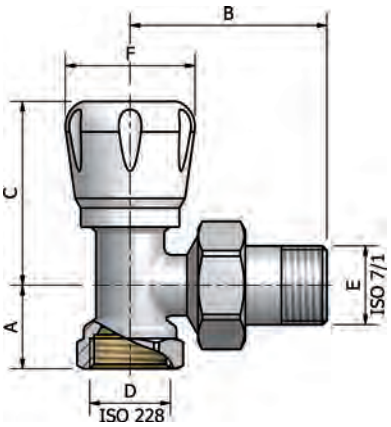

SIZE / *MISURE*	A	B	C	D	E	F
3/8"	20	48,5	50	G 3/8"	R 3/8"	34
1/2"	22	52	50	G 1/2"	R 1/2"	34

Pressure drop chartes / *Diagramma perdite di carico*

3/8"

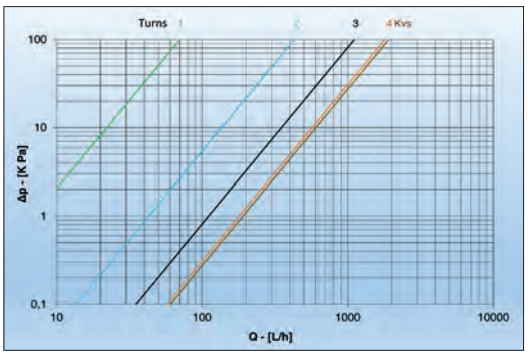

1/2"

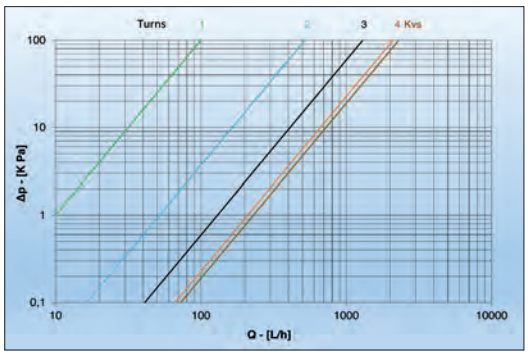

COMISA
QUALITY COMES FIRST

ANGLE MANUAL VALVE FOR RADIATOR
VALVOLA MANUALE AD ANGOLO PER RADIATORI

Manual valve for the regulation and interception of the fluid circulating in the radiators of the air conditioning systems.

Valvola manuale destinata alla regolazione ed intercettazione del fluido circolante nei radiatori degli impianti di climatizzazione.

RADIATOR
RADIATORE

115R

WITH SOFT SEALING
CON TENUTA MORBIDA

SERIE
X

CONNECTION MULTILAYER PIPE COPPER PIPE
ATTACCO TUBO MULTISTRATO TUBO RAME



ISO 228

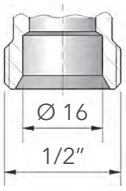

100%
MADE IN
ITALY

MISURE *SIZE*	PN	Kvs
3/8"	10	1,9
1/2"	10	2,3

- Angle manual valve for radiator with shutter soft seal
- Testing at 100% (detailed inspection) of the seals inwards and outwards on the whole production batch
- Body in brass CW617N in conformity with EN 12165, hot-pressed sand blasted and nickel plated before machining
- Shutter in brass CW614N, in conformity with EN 12164
- Brass in conformity with: DIN 50930-6; D.M.174; Directive 2011/65/EC (ROHS II)
- O-Rings in EPDM
- Handwheel in white ABS

- *Valvola manuale ad angolo per radiatore con tenuta dell'otturatore morbida*
- *Collaudi al 100% delle tenute verso l'interno e verso l'esterno sull'intero lotto prodotto*
- *Corpo in ottone CW617N conforme a EN 12165, stampati a caldo sabbiati e nichelati prima della lavorazione*
- *Otturatore in ottone CW614N conforme a EN 12164*
- *Ottone conforme a: DIN 50930-6; D.M.174; Direttiva 2011/65/EC (ROHS II)*
- *O-rings in EPDM*
- *Manopola in ABS bianco*

Maximum pressure / *Pressione massima*
10 Bar

Operating temperature / *Temperatura d'esercizio*
0° C + 120°C

Maximum Δp / *Valore massimo Δp*
1 Bar

Fluid / *Fluidi*
Water and glycol solutions (maximum 30%)
Acqua e soluzioni glicolate (max 30%)

Certifications /*Certificazioni*

RoHS COMPLIANT

Comisa reserves the right to make any technical and aesthetical changes without prior warning, as part of a continual product and process improvement.
Comisa si riserva il diritto di apportare eventuali modifiche di natura tecnica ed estetica senza alcun preavviso, nell'ambito di un costante miglioramento del prodotto e del processo produttivo.

TAIL PIECES 3/8" - 1/2"

ISO 7/1
STANDARD

ISO 7/1
PTFE

ISO 228
O-RING
FIXED RING
GHIERA FISSA

ISO 228
O-RING
REGULATING RING
GHIERA REGOLABILE

Threaded connection
Valve in conformity with EN ISO 228
Standard tail piece and PTFE in conformity with EN10226-1 (ISO7/1)
Tail piece with O-Ring in conformity with EN ISO 228

Filetto di connessione
Valvola conforme EN ISO 228
Bocchettone standard e PTFE conforme a EN10226-1 (ISO7/1)
Bocchettone con O-Ring conforme a EN ISO 228

Valve combined with lockshield
Valvola abbinabile con detentore

117R

ADAPTORS / *ADATTATORI*

875
PRESS FITTING
FOR MULTILAYER PIPE
/ A PRESSARE
PER TUBO MULTISTRATO

225C
SCREW FITTING
FOR MULTILAYER PIPE
/ A STRINGERE
PER TUBO MULTISTRATO

178
FOR COPPER PIPE
/ PER TUBO RAME

ANGLE MANUAL VALVE FOR RADIATOR
VALVOLA MANUALE AD ANGOLO PER RADIATORI

Manual valve for the regulation and interception of the fluid circulating in the radiators of the air conditioning systems.

Valvola manuale destinata alla regolazione ed intercettazione del fluido circolante nei radiatori degli impianti di climatizzazione.

SERIE

115R

WITH SOFT SEALING
CON TENUTA MORBIDA

RADIATOR
RADIATORE

Materials / *Materiali*

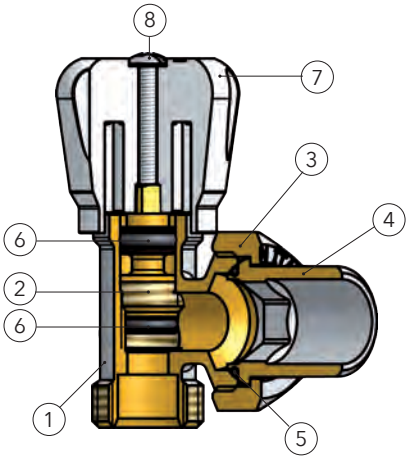

	DESCRIPTION	*DESCRIZONE*	MATERIAL / *MATERIALE*
1	BODY	*CORPO*	BRASS / *OTTONE CW617N UNI EN 12165*
2	SHUTTER	*OTTURATORE*	BRASS / *OTTONE CW614N UNI EN 12164*
3	NUT	*DADO*	BRASS / *OTTONE CW617N UNI EN 12165*
4	TAIL PIECE	*BOCCHETTONE*	BRASS / *OTTONE CW617N UNI EN 12165*
5	O-RING	*O-RING*	EPDM
6	O-RING	*O-RING*	EPDM
7	HANDWHELL	*MANOPOLA*	ABS WHITE / *ABS BIANCO*
8	SCREW	*VITE*	STEEL / *ACCIAIO*

Dimensions / *Dimensioni*

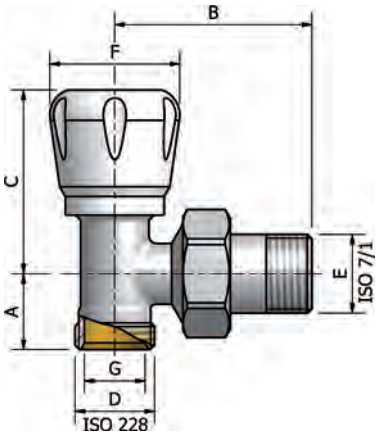

SIZE / *MISURE*	A	B	C	D	E	F	G
3/8"	20	49	50	G 1/2"	R 3/8"	34	16
1/2"	20	52	50	G 1/2"	R 1/2"	34	16

Pressure drop chartes / *Diagramma perdite di carico*

3/8"

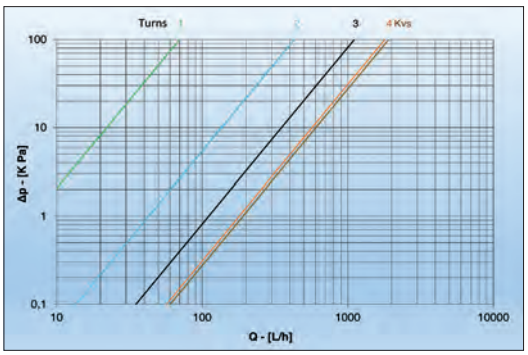

1/2"

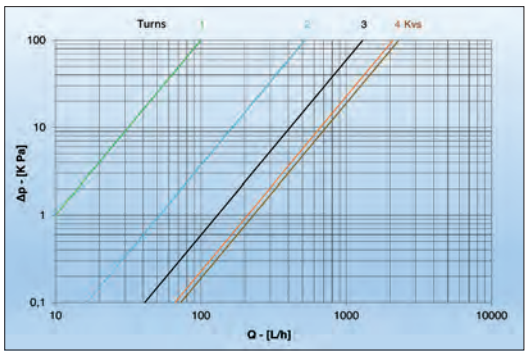

COMISA
QUALITY COMES FIRST

STRAIGHT MANUAL VALVE FOR RADIATOR
VALVOLA MANUALE DIRITTA PER RADIATORI

Manual valve for the regulation and interception of the fluid circulating in the radiators of the air conditioning systems.

Valvola manuale destinata alla regolazione ed intercettazione del fluido circolante nei radiatori degli impianti di climatizzazione.

RADIATOR
RADIATORE

116

WITH SOFT SEALING
CON TENUTA MORBIDA

SERIE
X

CONNECTION IRON PIPE
ATTACCO TUBO FERRO



ISO 228

100%
MADE IN
ITALY



MISURE *SIZE*	PN	Kvs
3/8″	10	1,1
1/2″	10	1,4

- Straight manual valve for radiator with shutter soft seal
- Testing at 100% (detailed inspection) of the seals inwards and outwards on the whole production batch
- Body in brass CW617N in conformity with EN 12165, hot-pressed sand blasted and nickel plated before machining
- Shutter in brass CW614N, in conformity with EN 12164
- Brass in conformity with: DIN 50930-6; D.M.174; Directive 2011/65/EC (ROHS II)
- O-Rings in EPDM
- Handwheel in white ABS

- *Valvola manuale diritta per radiatore con tenuta dell'otturatore morbida*
- *Collaudi al 100% delle tenute verso l'interno e verso l'esterno sull'intero lotto prodotto*
- *Corpo in ottone CW617N conforme a EN 12165, stampati a caldo sabbiati e nichelati prima della lavorazione*
- *Otturatore in ottone CW614N conforme a EN 12164*
- *Ottone conforme a: DIN 50930-6; D.M.174; Direttiva 2011/65/EC (ROHS II)*
- *O-rings in EPDM*
- *Manopola in ABS bianco*

Maximum pressure / *Pressione massima*
10 Bar

Operating temperature / *Temperatura d'esercizio*
0° C + 120°C

Maximum Δp / *Valore massimo Δp*
1 Bar

Fluid / *Fluidi*
Water and glycol solutions (maximum 30%)
Acqua e soluzioni glicolate (max 30%)

TAIL PIECES 3/8″ - 1/2″

ISO 7/1
STANDARD

ISO 7/1
PTFE

ISO 228
O-RING
FIXED RING
GHIERA FISSA

ISO 228
O-RING
REGULATING RING
GHIERA REGOLABILE

Threaded connection
Valve in conformity with EN ISO 228
Standard tail piece and PTFE in conformity with EN10226-1 (ISO7/1)
Tail piece with O-Ring in conformity with EN ISO 228

Filetto di connessione
Valvola conforme EN ISO 228
Bocchettone standard e PTFE conforme a EN10226-1 (ISO7/1)
Bocchettone con O-Ring conforme a EN ISO 228

Valve combined with lockshield
Valvola abbinabile con detentore

118

Certifications /*Certificazioni*

RoHS COMPLIANT

Comisa reserves the right to make any technical and aesthetical changes without prior warning, as part of a continual product and process improvement.
Comisa si riserva il diritto di apportare eventuali modifiche di natura tecnica ed estetica senza alcun preavviso, nell'ambito di un costante miglioramento del prodotto e del processo produttivo.

Manual valve for the regulation and interception of the fluid circulating in the radiators of the air conditioning systems.

Valvola manuale destinata alla regolazione ed intercettazione del fluido circolante nei radiatori degli impianti di climatizzazione.

116

WITH SOFT SEALING
CON TENUTA MORBIDA

SERIE X

RADIATOR
RADIATORE

Materials / *Materiali*

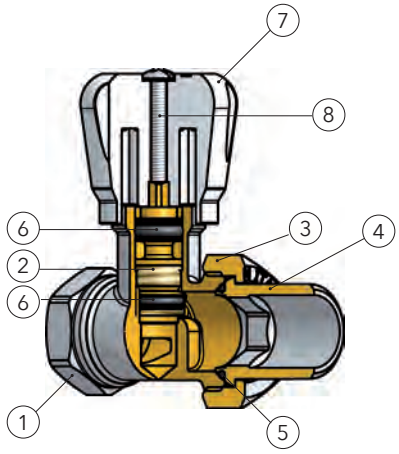

	DESCRIPTION	*DESCRIZONE*	MATERIAL / *MATERIALE*
1	BODY	*CORPO*	BRASS / *OTTONE CW617N UNI EN 12165*
2	SHUTTER	*OTTURATORE*	BRASS / *OTTONE CW614N UNI EN 12164*
3	NUT	*DADO*	BRASS / *OTTONE CW617N UNI EN 12165*
4	TAIL PIECE	*BOCCHETTONE*	BRASS / *OTTONE CW617N UNI EN 12165*
5	O-RING	*O-RING*	EPDM
6	O-RING	*O-RING*	EPDM
7	HANDWHELL	*MANOPOLA*	ABS WHITE / *ABS BIANCO*
8	SCREW	*VITE*	STEEL / *ACCIAIO*

Dimensions / *Dimensioni*

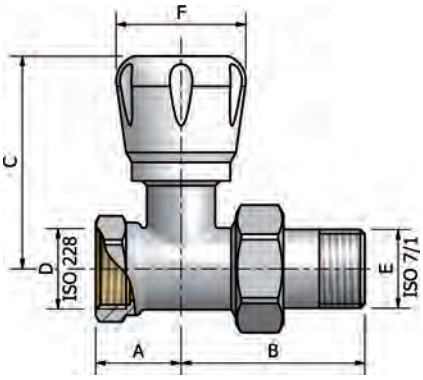

SIZE / *MISURE*	A	B	C	D	E	F
3/8"	22	45	57	G 3/8"	R 3/8"	34
1/2"	22,5	48	57	G 1/2"	R 1/2"	34

Pressure drop chartes / *Diagramma perdite di carico*

3/8"

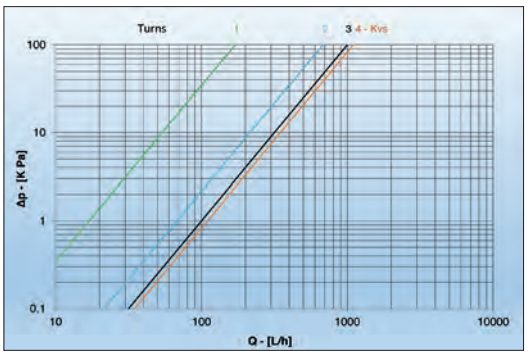

1/2"

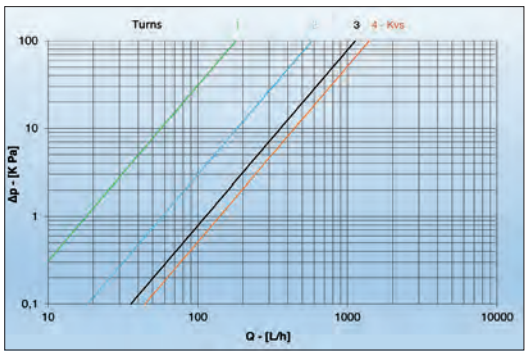

COMISA
QUALITY COMES FIRST

STRAIGHT MANUAL VALVE FOR RADIATOR
VALVOLA MANUALE DIRITTA PER RADIATORI

Manual valve for the regulation and interception of the fluid circulating in the radiators of the air conditioning systems.

Valvola manuale destinata alla regolazione ed intercettazione del fluido circolante nei radiatori degli impianti di climatizzazione.

RADIATOR
RADIATORE

116R

WITH SOFT SEALING
CON TENUTA MORBIDA

SERIE
X

CONNECTION MULTILAYER PIPE COPPER PIPE
ATTACCO TUBO MULTISTRATO TUBO RAME





ISO 228

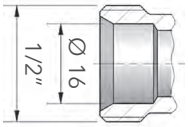

100%
MADE IN
ITALY

MISURE *SIZE*	PN	Kvs
3/8"	10	1,1
1/2"	10	1,4

- Straight manual valve for radiator with shutter soft seal
- Testing at 100% (detailed inspection) of the seals inwards and outwards on the whole production batch
- Body in brass CW617N in conformity with EN 12165, hot-pressed sand blasted and nickel plated before machining
- Shutter in brass CW614N, in conformity with EN 12164
- Brass in conformity with: DIN 50930-6; D.M.174; Directive 2011/65/EC (ROHS II)
- O-Rings in EPDM
- Handwheel in white ABS

- *Valvola manuale diritta per radiatore con tenuta dell'otturatore morbida*
- *Collaudi al 100% delle tenute verso l'interno e verso l'esterno sull'intero lotto prodotto*
- *Corpo in ottone CW617N conforme a EN 12165, stampati a caldo sabbiati e nichelati prima della lavorazione*
- *Otturatore in ottone CW614N conforme a EN 12164*
- *Ottone conforme a: DIN 50930-6; D.M.174; Direttiva 2011/65/EC (ROHS II)*
- *O-rings in EPDM*
- *Manopola in ABS bianco*

Maximum pressure / *Pressione massima*
10 Bar

Operating temperature / *Temperatura d'esercizio*
0° C + 120°C

Maximum Δp / *Valore massimo Δp*
1 Bar

Fluid / *Fluidi*
Water and glycol solutions (maximum 30%)
Acqua e soluzioni glicolate (max 30%)

TAIL PIECES 3/8" - 1/2"

ISO 7/1
STANDARD

ISO 7/1
PTFE

ISO 228
O-RING
FIXED RING
GHIERA FISSA

ISO 228
O-RING
REGULATING RING
GHIERA REGOLABILE

Threaded connection
Valve in conformity with EN ISO 228
Standard tail piece and PTFE in conformity with EN10226-1 (ISO7/1)
Tail piece with O-Ring in conformity with EN ISO 228

Filetto di connessione
Valvola conforme EN ISO 228
Bocchettone standard e PTFE conforme a EN10226-1 (ISO7/1)
Bocchettone con O-Ring conforme a EN ISO 228

Valve combined with lockshield
Valvola abbinabile con detentore

118R

Certifications /*Certificazioni*

RoHS COMPLIANT

ADAPTORS / *ADATTATORI*

875
PRESS FITTING
FOR MULTILAYER PIPE
/ A PRESSARE
PER TUBO MULTISTRATO

225C
SCREW FITTING
FOR MULTILAYER PIPE
/ A STRINGERE
PER TUBO MULTISTRATO

178
FOR COPPER PIPE
/ PER TUBO RAME

Comisa reserves the right to make any technical and aesthetical changes without prior warning, as part of a continual product and process improvement.
Comisa si riserva il diritto di apportare eventuali modifiche di natura tecnica ed estetica senza alcun preavviso, nell'ambito di un costante miglioramento del prodotto e del processo produttivo.

STRAIGHT MANUAL VALVE FOR RADIATOR
VALVOLA MANUALE DIRITTA PER RADIATORI

Manual valve for the regulation and interception of the fluid circulating in the radiators of the air conditioning systems.

Valvola manuale destinata alla regolazione ed intercettazione del fluido circolante nei radiatori degli impianti di climatizzazione.

SERIE X

116R

WITH SOFT SEALING
CON TENUTA MORBIDA

RADIATOR
RADIATORE

Materials / *Materiali*

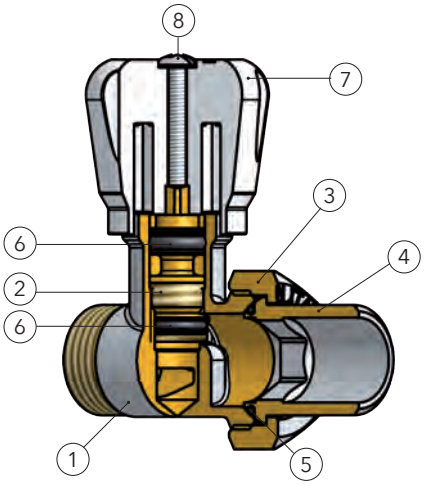

	DESCRIPTION	*DESCRIZONE*	MATERIAL / *MATERIALE*
1	BODY	*CORPO*	BRASS / *OTTONE CW617N UNI EN 12165*
2	SHUTTER	*OTTURATORE*	BRASS / *OTTONE CW614N UNI EN 12164*
3	NUT	*DADO*	BRASS / *OTTONE CW617N UNI EN 12165*
4	TAIL PIECE	*BOCCHETTONE*	BRASS / *OTTONE CW617N UNI EN 12165*
5	O-RING	*O-RING*	EPDM
6	O-RING	*O-RING*	EPDM
7	HANDWHELL	*MANOPOLA*	ABS WHITE / *ABS BIANCO*
8	SCREW	*VITE*	STEEL / *ACCIAIO*

Dimensions / *Dimensioni*

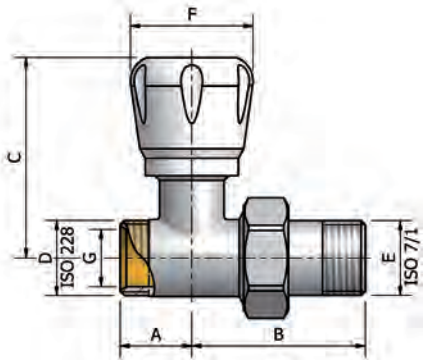

SIZE / *MISURE*	A	B	C	D	E	F	G
3/8"	20	46	57	G 1/2"	R 3/8"	34	16
1/2"	20	48	57	G 1/2"	R 1/2"	34	16

Pressure drop chartes / *Diagramma perdite di carico*

3/8"

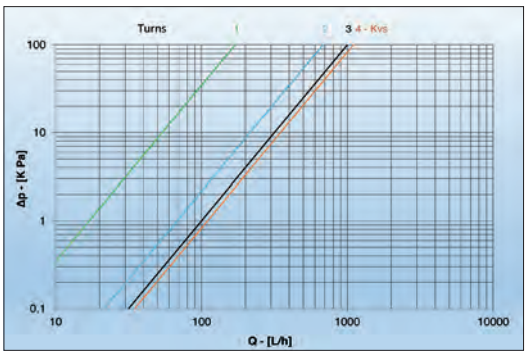

1/2"

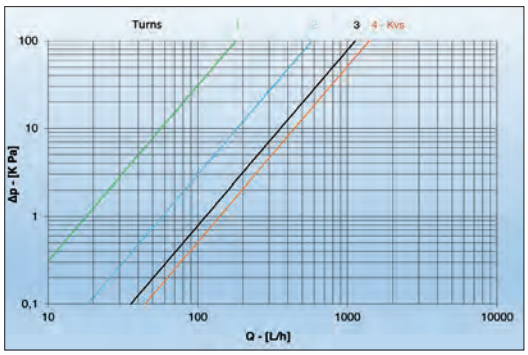

ANGLE LOCKSHIELD FOR RADIATOR
DETENTORE AD ANGOLO PER RADIATORI

Lockshield for the regulation and interception of the fluid circulating in the radiators of the air conditioning systems.

Detentore destinato alla regolazione ed intercettazione del fluido circolante nei radiatori degli impianti di climatizzazione.

RADIATOR
RADIATORE

117

WITH SOFT SEALING
CON TENUTA MORBIDA

SERIE
X

CONNECTION IRON PIPE
ATTACCO TUBO FERRO



ISO 228



100%
MADE IN
ITALY

MISURE *SIZE*	PN	Kvs
3/8″	10	1,8
1/2″	10	1,9

- Angle lockshield for radiator with shutter soft seal
- Testing at 100% (detailed inspection) of the seals inwards and outwards on the whole production batch
- Body in brass CW617N in conformity with EN 12165, hot-pressed sand blasted and nickel plated before machining
- Shutter in brass CW614N, in conformity with EN 12164
- Brass in conformity with: DIN 50930-6; D.M.174; Directive 2011/65/EC (ROHS II)
- O-Rings in EPDM
- Inward double seal (O-Ring + metal metal)

- *Detentore ad angolo per radiatore con tenuta dell'otturatore morbida*
- *Collaudi al 100% delle tenute verso l'interno e verso l'esterno sull'intero lotto prodotto*
- *Corpo in ottone CW617N conforme a EN 12165, stampati a caldo sabbiati e nichelati prima della lavorazione*
- *Otturatore in ottone CW614N conforme a EN 12164*
- *Ottone conforme a: DIN 50930-6; D.M.174; Direttiva 2011/65/EC (ROHS II)*
- *O-rings in EPDM*
- *Doppia tenuta verso l'interno (O-ring + metallo metallo)*

Maximum pressure / *Pressione massima*
10 Bar

Operating temperature / *Temperatura d'esercizio*
0° C + 120°C

Maximum Δp / *Valore massimo Δp*
1 Bar

Fluid / *Fluidi*
Water and glycol solutions (maximum 30%)
Acqua e soluzioni glicolate (max 30%)

TAIL PIECES 3/8″ - 1/2″

ISO 7/1
STANDARD

ISO 7/1
PTFE

ISO 228
O-RING
FIXED RING
GHIERA FISSA

ISO 228
O-RING
REGULATING RING
GHIERA REGOLABILE

Threaded connection
Valve in conformity with EN ISO 228
Standard tail piece and PTFE in conformity with EN10226-1 (ISO7/1)
Tail piece with O-Ring in conformity with EN ISO 228

Filetto di connessione
Valvola conforme EN ISO 228
Bocchettone standard e PTFE conforme a EN10226-1 (ISO7/1)
Bocchettone con O-Ring conforme a EN ISO 228

Lockshield combined with valve
Detentore abbinabile con valvola

115

Certifications /*Certificazioni*

RoHS COMPLIANT

Comisa reserves the right to make any technical and aesthetical changes without prior warning, as part of a continual product and process improvement.
Comisa si riserva il diritto di apportare eventuali modifiche di natura tecnica ed estetica senza alcun preavviso, nell'ambito di un costante miglioramento del prodotto e del processo produttivo.

ANGLE LOCKSHIELD FOR RADIATOR
DETENTORE AD ANGOLO PER RADIATORI

Lockshield for the regulation and interception of the fluid circulating in the radiators of the air conditioning systems.

Detentore destinato alla regolazione ed intercettazione del fluido circolante nei radiatori degli impianti di climatizzazione.

117 *WITH SOFT SEALING* **CON TENUTA MORBIDA**

SERIE **X**

RADIATOR
RADIATORE

Materials / *Materiali*

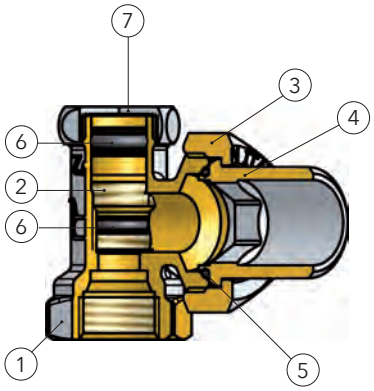

	DESCRIPTION	*DESCRIZONE*	MATERIAL / *MATERIALE*
1	BODY	*CORPO*	BRASS / *OTTONE CW617N UNI EN 12165*
2	SHUTTER	*OTTURATORE*	BRASS / *OTTONE CW614N UNI EN 12164*
3	NUT	*DADO*	BRASS / *OTTONE CW617N UNI EN 12165*
4	TAIL PIECE	*BOCCHETTONE*	BRASS / *OTTONE CW617N UNI EN 12165*
5	O-RING	*O-RING*	EPDM
6	O-RING	*O-RING*	EPDM
7	CAP	*CAPPUCCIO*	BRASS / *OTTONE CW614N UNI EN 12164*

Dimensions / *Dimensioni*

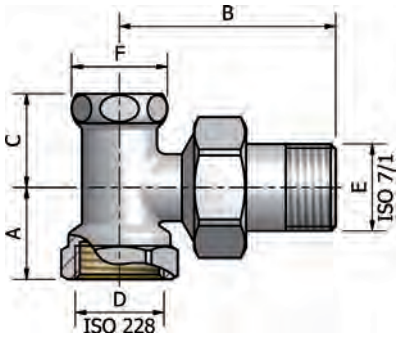

SIZE/ MISURE	A	B	C	D	E	F
3/8"	20	48,5	22	G 3/8"	R 3/8"	23
1/2"	22	52	22	G 1/2"	R 1/2"	23

Pressure drop chartes / *Diagramma perdite di carico*

3/8"

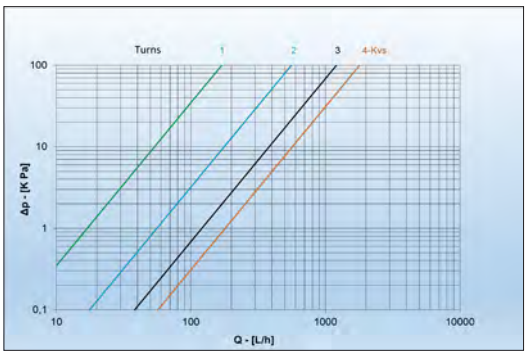

1/2"

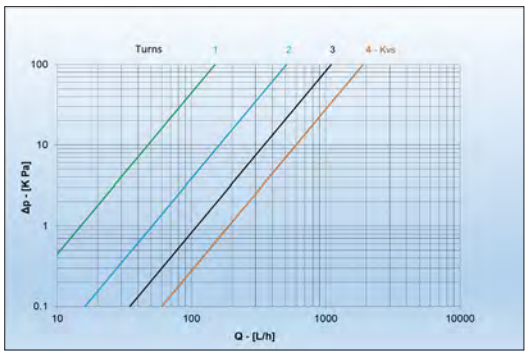

COMISA
QUALITY COMES FIRST

ANGLE LOCKSHIELD FOR RADIATOR
DETENTORE AD ANGOLO PER RADIATORI

Lockshield for the regulation and interception of the fluid circulating in the radiators of the air conditioning systems.

Detentore destinato alla regolazione ed intercettazione del fluido circolante nei radiatori degli impianti di climatizzazione.

RADIATOR
RADIATORE

117 R

WITH SOFT SEALING
CON TENUTA MORBIDA

SERIE
X

CONNECTION MULTILAYER PIPE COPPER PIPE
ATTACCO TUBO MULTISTRATO TUBO RAME





100%
MADE IN
ITALY

MISURE *SIZE*	PN	Kvs
3/8"	10	1,8
1/2"	10	1,9

- Angle lockshield for radiator with shutter soft seal
- Testing at 100% (detailed inspection) of the seals inwards and outwards on the whole production batch
- Body in brass CW617N in conformity with EN 12165, hot-pressed sand blasted and nickel plated before machining
- Shutter in brass CW614N, in conformity with EN 12164
- Brass in conformity with: DIN 50930-6; D.M.174; Directive 2011/65/EC (ROHS II)
- O-Rings in EPDM
- Inward double seal (O-Ring + metal metal)

- *Detentore ad angolo per radiatore con tenuta dell'otturatore morbida*
- *Collaudi al 100% delle tenute verso l'interno e verso l'esterno sull'intero lotto prodotto*
- *Corpo in ottone CW617N conforme a EN 12165, stampati a caldo sabbiati e nichelati prima della lavorazione*
- *Otturatore in ottone CW614N conforme a EN 12164*
- *Ottone conforme a: DIN 50930-6; D.M.174; Direttiva 2011/65/EC (ROHS II)*
- *O-rings in EPDM*
- *Doppia tenuta verso l'interno (O-ring + metallo metallo)*

Maximum pressure / *Pressione massima*
10 Bar

Operating temperature / *Temperatura d'esercizio*
0° C + 120°C

Maximum Δp / *Valore massimo Δp*
1 Bar

Fluid / *Fluidi*
Water and glycol solutions (maximum 30%)
Acqua e soluzioni glicolate (max 30%)

TAIL PIECES 3/8" - 1/2"

ISO 7/1
STANDARD

ISO 7/1
PTFE

ISO 228
O-RING
FIXED RING
GHIERA FISSA

ISO 228
O-RING
REGULATING RING
GHIERA REGOLABILE

Threaded connection
Valve in conformity with EN ISO 228
Standard tail piece and PTFE in conformity with EN10226-1 (ISO7/1)
Tail piece with O-Ring in conformity with EN ISO 228

Filetto di connessione
Valvola conforme EN ISO 228
Bocchettone standard e PTFE conforme a EN10226-1 (ISO7/1)
Bocchettone con O-Ring conforme a EN ISO 228

Lockshield combined with valve
Detentore abbinabile con valvola

115R

Certifications /*Certificazioni*

RoHS COMPLIANT

ADAPTORS / *ADATTATORI*

875
PRESS FITTING
FOR MULTILAYER PIPE
/ A PRESSARE
PER TUBO MULTISTRATO

225C
SCREW FITTING
FOR MULTILAYER PIPE
/ A STRINGERE
PER TUBO MULTISTRATO

178
FOR COPPER PIPE
/ PER TUBO RAME

Comisa reserves the right to make any technical and aesthetical changes without prior warning, as part of a continual product and process improvement.
Comisa si riserva il diritto di apportare eventuali modifiche di natura tecnica ed estetica senza alcun preavviso, nell'ambito di un costante miglioramento del prodotto e del processo produttivo.

Lockshield for the regulation and interception of the fluid circulating in the radiators of the air conditioning systems.

Detentore destinato alla regolazione ed intercettazione del fluido circolante nei radiatori degli impianti di climatizzazione.

117R

WITH SOFT SEALING
CON TENUTA MORBIDA

SERIE X

RADIATOR
RADIATORE

Materials / *Materiali*

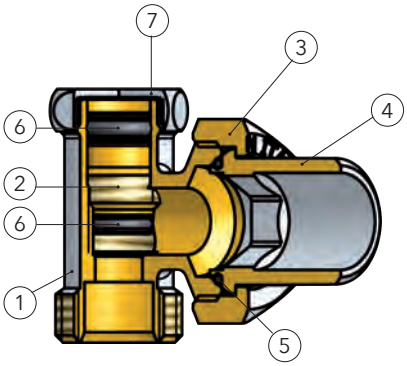

	DESCRIPTION	*DESCRIZONE*	MATERIAL / *MATERIALE*
1	BODY	*CORPO*	BRASS / *OTTONE CW617N UNI EN 12165*
2	SHUTTER	*OTTURATORE*	BRASS / *OTTONE CW614N UNI EN 12164*
3	NUT	*DADO*	BRASS / *OTTONE CW617N UNI EN 12165*
4	TAIL PIECE	*BOCCHETTONE*	BRASS / *OTTONE CW617N UNI EN 12165*
5	O-RING	*O-RING*	EPDM
6	O-RING	*O-RING*	EPDM
7	CAP	*CAPPUCCIO*	BRASS / *OTTONE CW614N UNI EN 12164*

Dimensions / *Dimensioni*

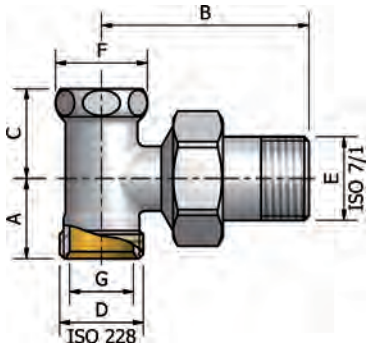

SIZE/ MISURE	A	B	C	D	E	F	G
3/8"	20	49	22	G 1/2"	R 3/8"	23	16
1/2"	20	52	22	G 1/2"	R 1/2"	23	16

Pressure drop chartes / *Diagramma perdite di carico*

3/8"

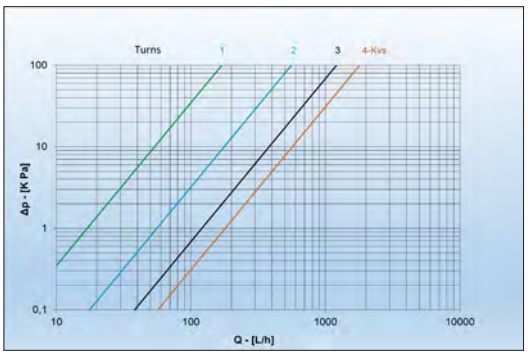

1/2"

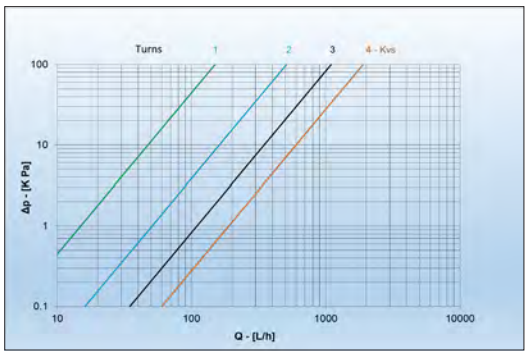

STRAIGHT LOCKSHIELD FOR RADIATOR
DETENTORE DIRITTO PER RADIATORI

Lockshield for the regulation and interception of the fluid circulating in the radiators of the air conditioning systems.

Detentore destinato alla regolazione ed intercettazione del fluido circolante nei radiatori degli impianti di climatizzazione.

RADIATOR
RADIATORE

118

WITH SOFT SEALING
CON TENUTA MORBIDA

SERIE
X

CONNECTION IRON PIPE
ATTACCO TUBO FERRO



ISO 228

100%
MADE IN
ITALY

MISURE *SIZE*	PN	Kvs
3/8″	10	0,95
1/2″	10	1,15

- Straight lockshield for radiator with shutter soft seal
- Testing at 100% (detailed inspection) of the seals inwards and outwards on the whole production batch
- Body in brass CW617N in conformity with EN 12165, hot-pressed sand blasted and nickel plated before machining
- Shutter in brass CW614N, in conformity with EN 12164
- Brass in conformity with: DIN 50930-6; D.M.174; Directive 2011/65/EC (ROHS II)
- O-Rings in EPDM
- Inward double seal (O-Ring + metal metal)

- *Detentore diritto per radiatore con tenuta dell'otturatore morbida*
- *Collaudi al 100% delle tenute verso l'interno e verso l'esterno sull'intero lotto prodotto*
- *Corpo in ottone CW617N conforme a EN 12165, stampati a caldo sabbiati e nichelati prima della lavorazione*
- *Otturatore in ottone CW614N conforme a EN 12164*
- *Ottone conforme a: DIN 50930-6; D.M.174; Direttiva 2011/65/EC (ROHS II)*
- *O-rings in EPDM*
- *Doppia tenuta verso l'interno (O-ring + metallo metallo)*

Maximum pressure / *Pressione massima*
10 Bar

Operating temperature / *Temperatura d'esercizio*
0° C + 120°C

Maximum Δp / *Valore massimo Δp*
1 Bar

Fluid / *Fluidi*
Water and glycol solutions (maximum 30%)
Acqua e soluzioni glicolate (max 30%)

TAIL PIECES 3/8″ - 1/2″

ISO 7/1
STANDARD

ISO 7/1
PTFE

ISO 228
O-RING
FIXED RING
GHIERA FISSA

ISO 228
O-RING
REGULATING RING
GHIERA REGOLABILE

Threaded connection
Valve in conformity with EN ISO 228
Standard tail piece and PTFE in conformity with EN10226-1 (ISO7/1)
Tail piece with O-Ring in conformity with EN ISO 228

Filetto di connessione
Valvola conforme EN ISO 228
Bocchettone standard e PTFE conforme a EN10226-1 (ISO7/1)
Bocchettone con O-Ring conforme a EN ISO 228

Lockshield combined with valve
Detentore abbinabile con valvola

116

Certifications /*Certificazioni*

RoHS COMPLIANT

Comisa reserves the right to make any technical and aesthetical changes without prior warning, as part of a continual product and process improvement.
Comisa si riserva il diritto di apportare eventuali modifiche di natura tecnica ed estetica senza alcun preavviso, nell'ambito di un costante miglioramento del prodotto e del processo produttivo.

STRAIGHT LOCKSHIELD FOR RADIATOR
DETENTORE DIRITTO PER RADIATORI

Lockshield for the regulation and interception of the fluid circulating in the radiators of the air conditioning systems.

Detentore destinato alla regolazione ed intercettazione del fluido circolante nei radiatori degli impianti di climatizzazione.

118

WITH SOFT SEALING
CON TENUTA MORBIDA

SERIE
X

RADIATOR
RADIATORE

Materials / *Materiali*

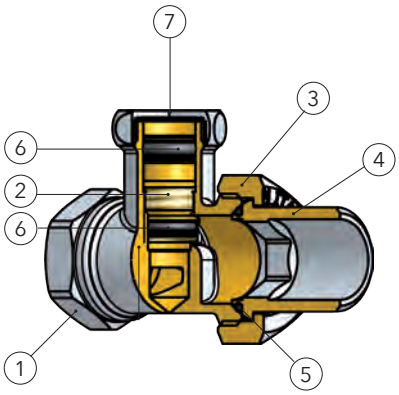

	DESCRIPTION	*DESCRIZONE*	MATERIAL / *MATERIALE*
1	BODY	*CORPO*	BRASS / *OTTONE CW617N UNI EN 12165*
2	SHUTTER	*OTTURATORE*	BRASS / *OTTONE CW614N UNI EN 12164*
3	NUT	*DADO*	BRASS / *OTTONE CW617N UNI EN 12165*
4	TAIL PIECE	*BOCCHETTONE*	BRASS / *OTTONE CW617N UNI EN 12165*
5	O-RING	*O-RING*	EPDM
6	O-RING	*O-RING*	EPDM
7	CAP	*CAPPUCCIO*	BRASS / *OTTONE CW614N UNI EN 12164*

Dimensions / *Dimensioni*

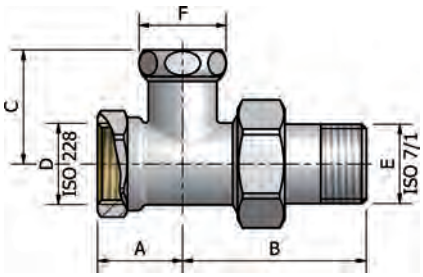

SIZE/ MISURE	A	B	C	D	E	F
3/8"	22	45	30	G 3/8"	R 3/8"	23
1/2"	22,5	48	30	G 1/2"	R 1/2"	23

Pressure drop chartes / *Diagramma perdite di carico*

3/8"

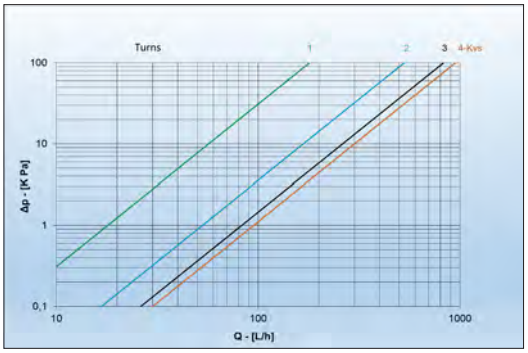

1/2"

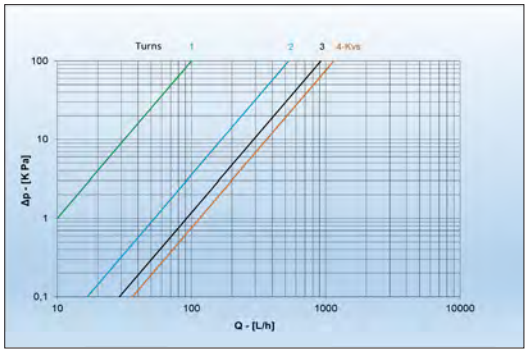

COMISA
QUALITY COMES FIRST

STRAIGHT LOCKSHIELD FOR RADIATOR
DETENTORE DIRITTO PER RADIATORI

Lockshield for the regulation and interception of the fluid circulating in the radiators of the air conditioning systems.

Detentore destinato alla regolazione ed intercettazione del fluido circolante nei radiatori degli impianti di climatizzazione.

RADIATOR
RADIATORE

118R

WITH SOFT SEALING
CON TENUTA MORBIDA

SERIE
X

CONNECTION MULTILAYER PIPE COPPER PIPE
ATTACCO TUBO MULTISTRATO TUBO RAME





ISO 228

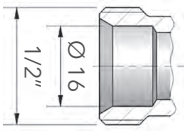

100%
MADE IN
ITALY

MISURE *SIZE*	PN	Kvs
3/8"	10	0,95
1/2"	10	1,15

- Straight lockshield for radiator
- Testing at 100% (detailed inspection) of the seals inwards and outwards on the whole production batch
- Body in brass CW617N in conformity with EN 12165, hot-pressed sand blasted and nickel plated before machining
- Shutter in brass CW614N, in conformity with EN 12164
- Brass in conformity with: DIN 50930-6; D.M.174; Directive 2011/65/EC (ROHS II)
- O-Rings in EPDM
- Inward double seal (O-Ring + metal metal)

- *Detentore diritto per radiatore con tenuta dell'otturatore morbida*
- *Collaudi al 100% delle tenute verso l'interno e verso l'esterno sull'intero lotto prodotto*
- *Corpo in ottone CW617N conforme a EN 12165, stampati a caldo sabbiati e nichelati prima della lavorazione*
- *Otturatore in ottone CW614N conforme a EN 12164*
- *Ottone conforme a: DIN 50930-6; D.M.174; Direttiva 2011/65/EC (ROHS II)*
- *O-rings in EPDM*
- *Doppia tenuta verso l'interno (O-ring + metallo metallo)*

Maximum pressure / *Pressione massima*
10 Bar

Operating temperature / *Temperatura d'esercizio*
0° C + 120°C

Maximum Δp / *Valore massimo Δp*
1 Bar

Fluid / *Fluidi*
Water and glycol solutions (maximum 30%)
Acqua e soluzioni glicolate (max 30%)

TAIL PIECES 3/8" - 1/2"

ISO 7/1
STANDARD

ISO 7/1
PTFE

ISO 228
O-RING
FIXED RING
GHIERA FISSA

ISO 228
O-RING
REGULATING RING
GHIERA REGOLABILE

Threaded connection
Valve in conformity with EN ISO 228
Standard tail piece and PTFE in conformity with EN10226-1 (ISO7/1)
Tail piece with O-Ring in conformity with EN ISO 228

Filetto di connessione
Valvola conforme EN ISO 228
Bocchettone standard e PTFE conforme a EN10226-1 (ISO7/1)
Bocchettone con O-Ring conforme a EN ISO 228

Lockshield combined with valve
Detentore abbinabile con valvola

116R

Certifications /*Certificazioni*

RoHS COMPLIANT

ADAPTORS / *ADATTATORI*

875
PRESS FITTING
FOR MULTILAYER PIPE
/ A PRESSARE
PER TUBO MULTISTRATO

225C
SCREW FITTING
FOR MULTILAYER PIPE
/ A STRINGERE
PER TUBO MULTISTRATO

178
FOR COPPER PIPE
/ PER TUBO RAME

Comisa reserves the right to make any technical and aesthetical changes without prior warning, as part of a continual product and process improvement.
Comisa si riserva il diritto di apportare eventuali modifiche di natura tecnica ed estetica senza alcun preavviso, nell'ambito di un costante miglioramento del prodotto e del processo produttivo.

STRAIGHT LOCKSHIELD FOR RADIATOR
DETENTORE DIRITTO PER RADIATORI

Lockshield for the regulation and interception of the fluid circulating in the radiators of the air conditioning systems.

Detentore destinato alla regolazione ed intercettazione del fluido circolante nei radiatori degli impianti di climatizzazione.

118R

WITH SOFT SEALING
CON TENUTA MORBIDA

SERIE X

RADIATOR
RADIATORE

Materials / *Materiali*

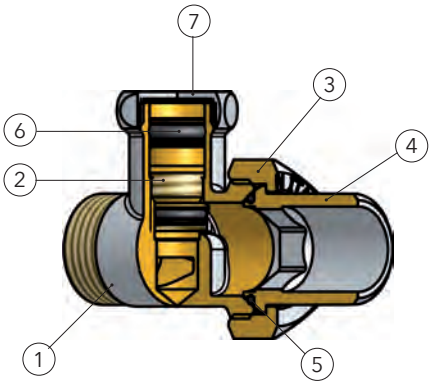

	DESCRIPTION	*DESCRIZONE*	MATERIAL / *MATERIALE*
1	BODY	*CORPO*	BRASS / *OTTONE CW617N UNI EN 12165*
2	SHUTTER	*OTTURATORE*	BRASS / *OTTONE CW614N UNI EN 12164*
3	NUT	*DADO*	BRASS / *OTTONE CW617N UNI EN 12165*
4	TAIL PIECE	*BOCCHETTONE*	BRASS / *OTTONE CW617N UNI EN 12165*
5	O-RING	*O-RING*	EPDM
6	O-RING	*O-RING*	EPDM
7	CAP	*CAPPUCCIO*	BRASS / *OTTONE CW614N UNI EN 12164*

Dimensions / *Dimensioni*

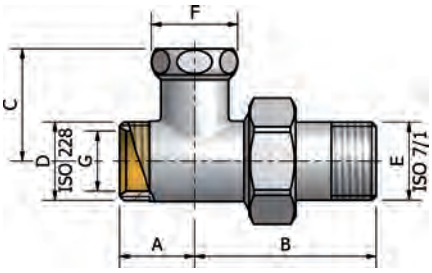

SIZE/ MISURE	A	B	C	D	E	F	G
3/8"	20	46	30	G 1/2"	R 3/8"	21	16
1/2"	20	48	30	G 1/2"	R 1/2"	21	16

Pressure drop chartes / *Diagramma perdite di carico*

3/8"

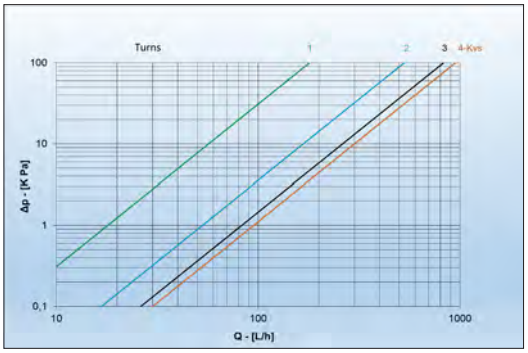

1/2"

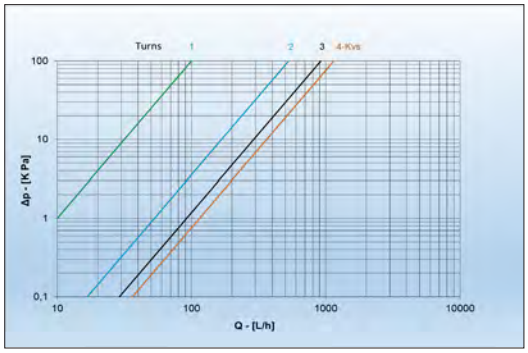

COMISA
QUALITY COMES FIRST

ANGLE MANUAL VALVE FOR RADIATOR
VALVOLA MANUALE AD ANGOLO PER RADIATORI

Manual valve for the regulation and interception of the fluid circulating in the radiators of the air conditioning systems.

Valvola manuale destinata alla regolazione ed intercettazione del fluido circolante nei radiatori degli impianti di climatizzazione.

RADIATOR
RADIATORE

119

WITH METAL-METAL SEALING
CON TENUTA METALLO-METALLO

PLUS SERIE

CONNECTION IRON PIPE
ATTACCO TUBO FERRO



ISO 7/1
Only /*Solo*
3/8" - 1/2"



ISO 228

100%
MADE IN
ITALY

MISURE *SIZE*	PN	Kvs
3/8"	10	2,3
1/2"	10	2,6
3/4"	10	4,2
1"	10	/
1 1/4"	10	/

- Angle manual valve for radiator with shutter metal-metal seal
- Fixed regulation handle (without axial movement)
- Double seal on the shutter (O-Ring + packing gland) for the maximum safety
- Testing at 100% (detailed inspection) of the seals inwards and outwards on the whole production batch
- Body in brass CW617N in conformity with EN 12165, hot-pressed sand blasted and nickel plated before machining
- Shutter in brass CW614N, in conformity with EN 12164
- Brass in conformity with: DIN 50930-6; D.M.174; Directive 2011/65/EC (ROHS II)
- O-Rings in EPDM
- Handwheel in white ABS

- *Valvola manuale ad angolo per radiatore con tenuta dell'otturatore metallo-metallo*
- *Manopola di regolazione fissa (priva di movimento assiale)*
- *Doppia tenuta sull'otturatore (O-ring + premistoppa) per la massima sicurezza*
- *Collaudi al 100% delle tenute verso l'interno e verso l'esterno sull'intero lotto prodotto*
- *Corpo in ottone CW617N conforme a EN 12165, stampati a caldo sabbiati e nichelati prima della lavorazione*
- *Otturatore in ottone CW614N conforme a EN 12164*
- *Ottone conforme a: DIN 50930-6; D.M.174; Direttiva 2011/65/EC (ROHS II)*
- *O-rings in EPDM*
- *Manopola in ABS bianco*

TAIL PIECES 3/8" - 1/2"

ISO 7/1
STANDARD

ISO 7/1
PTFE

ISO 228
O-RING
FIXED RING
GHIERA FISSA

ISO 228
O-RING
REGULATING RING
GHIERA REGOLABILE

Maximum pressure / *Pressione massima*
10 Bar

Operating temperature / *Temperatura d'esercizio*
0° C + 120°C

Maximum Δp / *Valore massimo Δp*
1 Bar

Fluid / *Fluidi*
Water and glycol solutions (maximum 30%)
Acqua e soluzioni glicolate (max 30%)

Certifications /*Certificazioni*

RoHS COMPLIANT

Threaded connection

Valve in conformity with EN10226-1 (ISO7/1) - only 3/8" - 1/2"
Standard tail piece and PTFE in conformity with EN10226-1 (ISO7/1)
Tail piece with O-Ring in conformity with EN ISO 228

Filetto di connessione

Valvola conforme EN10226-1 (ISO7/1) - solo 3/8" - 1/2"
Bocchettone standard e PTFE conforme a EN10226-1 (ISO7/1)
Bocchettone con O-Ring conforme a EN ISO 228

Valve combined with lockshield
Valvola abbinabile con detentore

111

Only 3/8" - 1/2" - 3/4"
Solo per misure 3/8" - 1/2" - 3/4"

Valve combined with lockshield
Valvola abbinabile con detentore

121

Only 1" - 1 1/4"
Solo per misure 1" - 1 1/4"

Comisa reserves the right to make any technical and aesthetical changes without prior warning, as part of a continual product and process improvement.
Comisa si riserva il diritto di apportare eventuali modifiche di natura tecnica ed estetica senza alcun preavviso, nell'ambito di un costante miglioramento del prodotto e del processo produttivo.

ANGLE MANUAL VALVE FOR RADIATOR
VALVOLA MANUALE AD ANGOLO PER RADIATORI

Manual valve for the regulation and interception of the fluid circulating in the radiators of the air conditioning systems.

Valvola manuale destinata alla regolazione ed intercettazione del fluido circolante nei radiatori degli impianti di climatizzazione.

119

WITH METAL-METAL SEALING
CON TENUTA METALLO-METALLO

PLUS SERIE

RADIATOR
RADIATORE

Materials / *Materiali*

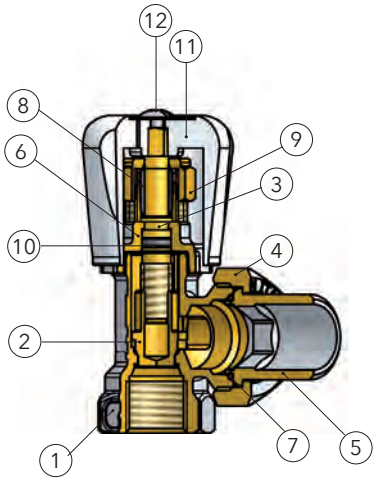

	DESCRIPTION	*DESCRIZONE*	MATERIAL / *MATERIALE*
1	BODY	CORPO	BRASS / *OTTONE CW617N UNI EN 12165*
2	SHUTTER	OTTURATORE	BRASS / *OTTONE CW614N UNI EN 12164*
3	SPINDLE	ASTA MANOVRA	BRASS / *OTTONE CW614N UNI EN 12164*
4	NUT	DADO	BRASS / *OTTONE CW617N UNI EN 12165*
5	TAIL PIECE	BOCCHETTONE	BRASS / *OTTONE CW617N UNI EN 12165*
6	CAP	CAPPUCCIO	BRASS / *OTTONE CW617N UNI EN 12165*
7	O-RING	O-RING	EPDM
8	PACKING GLAND	PREMISTOPPA	PTFE
9	STUFFING NUT	GHIERA PREMISTOPPA	BRASS / *OTTONE CW614 UNI EN 12164*
10	O-RING	O-RING	EPDM PEROXIDE / *EPDM PEROSSIDICO*
11	HANDWHEEL	MANOPOLA	ABS WHITE / *ABS BIANCO*
12	SCREW	VITE	BRASS / *OTTONE CW507L*

Dimensions / *Dimensioni*

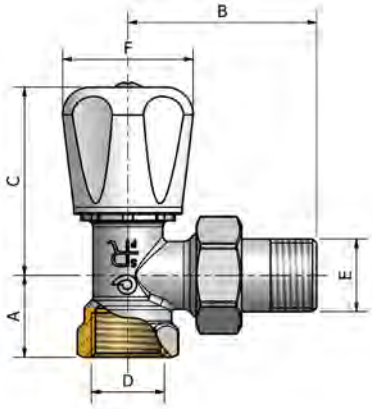

SIZE/ MISURE	A	B	C	D	E	F
3/8"	20	49	51	Rp 3/8"	R 3/8"	39,5
1/2"	23	54	54,5	Rp 1/2"	R 1/2"	39,5
3/4"	26	57	59	G 3/4"	G 3/4"	39,5
1"	33,5	72	68	G 1"	G 1"	58
1 1/4"	38	83	68	G 1 1/4"	G 1 1/4"	58

Pressure drop chartes / *Diagramma perdite di carico*

3/8"

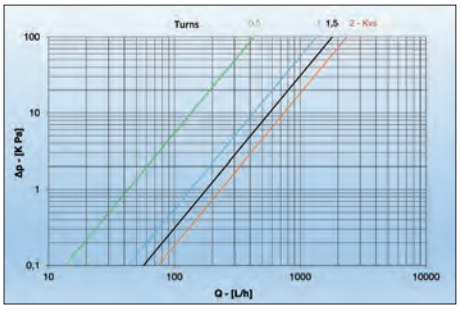

1/2"

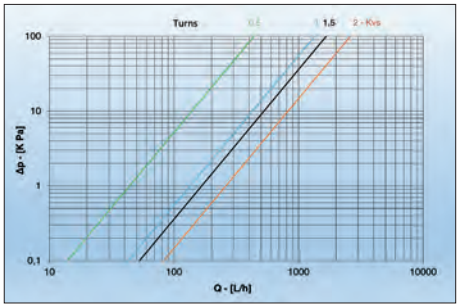

3/4"

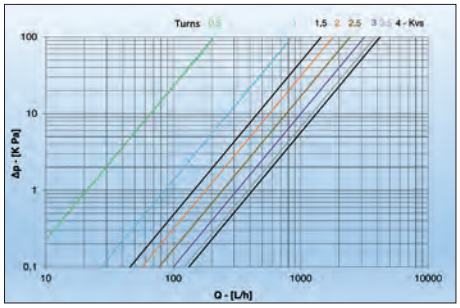

For dimensions 1" and 1 1/4" available on demand Comisa Technical Dept. / *Per misure da 1" a 1 1/4" disponibile a richiesta Ufficio Tecnico Comisa.*

COMISA
QUALITY COMES FIRST

ANGLE MANUAL VALVE FOR RADIATOR
VALVOLA MANUALE AD ANGOLO PER RADIATORI

Manual valve for the regulation and interception of the fluid circulating in the radiators of the air conditioning systems.

Valvola manuale destinata alla regolazione ed intercettazione del fluido circolante nei radiatori degli impianti di climatizzazione.

RADIATOR
RADIATORE

119R

WITH METAL-METAL SEALING
CON TENUTA METALLO-METALLO

PLUS SERIE

CONNECTION MULTILAYER PIPE COPPER PIPE
ATTACCO TUBO MULTISTRATO TUBO RAME



ISO 228

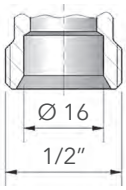

100%
MADE IN
ITALY

MISURE *SIZE*	PN	Kvs
3/8"	10	2,3
1/2"	10	2,6

- Angle manual valve for radiator with shutter metal-metal seal
- Fixed regulation handle (without axial movement)
- Testing at 100% (detailed inspection) of the seals inwards and outwards on the whole production batch
- Body in brass CW617N in conformity with EN 12165, hot-pressed sand blasted and nickel plated before machining
- Shutter in brass CW614N, in conformity with EN 12164
- Brass in conformity with: DIN 50930-6; D.M.174; Directive 2011/65/EC (ROHS II)
- O-Rings in EPDM
- Handwheel in white ABS

- *Valvola manuale ad angolo per radiatore con tenuta dell'otturatore metallo-metallo*
- *Manopola di regolazione fissa (priva di movimento assiale)*
- *Collaudi al 100% delle tenute verso l'interno e verso l'esterno sull'intero lotto prodotto*
- *Corpo in ottone CW617N conforme a EN 12165, stampati a caldo sabbiati e nichelati prima della lavorazione*
- *Otturatore in ottone CW614N conforme a EN 12164*
- *Ottone conforme a: DIN 50930-6; D.M.174; Direttiva 2011/65/EC (ROHS II)*
- *O-rings in EPDM*
- *Manopola in ABS bianco*

Maximum pressure / *Pressione massima*
10 Bar

Operating temperature / *Temperatura d'esercizio*
0° C + 120°C

Maximum Δp / *Valore massimo Δp*
1 Bar

Fluid / *Fluidi*
Water and glycol solutions (maximum 30%)
Acqua e soluzioni glicolate (max 30%)

TAIL PIECES 3/8" - 1/2"

ISO 7/1
STANDARD

ISO 7/1
PTFE

ISO 228
O-RING
FIXED RING
GHIERA FISSA

ISO 228
O-RING
REGULATING RING
GHIERA REGOLABILE

Threaded connection
Valve in conformity with EN ISO 228
Standard tail piece and PTFE in conformity with EN10226-1 (ISO7/1)
Tail piece with O-Ring in conformity with EN ISO 228

Filetto di connessione
Valvola conforme EN ISO 228
Bocchettone standard e PTFE conforme a EN10226-1 (ISO7/1)
Bocchettone con O-Ring conforme a EN ISO 228

Valve combined with lockshield
Valvola abbinabile con detentore

111R

Certifications /*Certificazioni*

RoHS COMPLIANT

ADAPTORS / *ADATTATORI*

875
PRESS FITTING
FOR MULTILAYER PIPE
/ A PRESSARE
PER TUBO MULTISTRATO

225C
SCREW FITTING
FOR MULTILAYER PIPE
/ A STRINGERE
PER TUBO MULTISTRATO

178
FOR COPPER PIPE
/ PER TUBO RAME

Comisa reserves the right to make any technical and aesthetical changes without prior warning, as part of a continual product and process improvement.
Comisa si riserva il diritto di apportare eventuali modifiche di natura tecnica ed estetica senza alcun preavviso, nell'ambito di un costante miglioramento del prodotto e del processo produttivo.

ANGLE MANUAL VALVE FOR RADIATOR
VALVOLA MANUALE AD ANGOLO PER RADIATORI

Manual valve for the regulation and interception of the fluid circulating in the radiators of the air conditioning systems.

Valvola manuale destinata alla regolazione ed intercettazione del fluido circolante nei radiatori degli impianti di climatizzazione.

119R

WITH METAL-METAL SEALING
CON TENUTA METALLO-METALLO

PLUS SERIE

RADIATOR
RADIATORE

Materials / *Materiali*

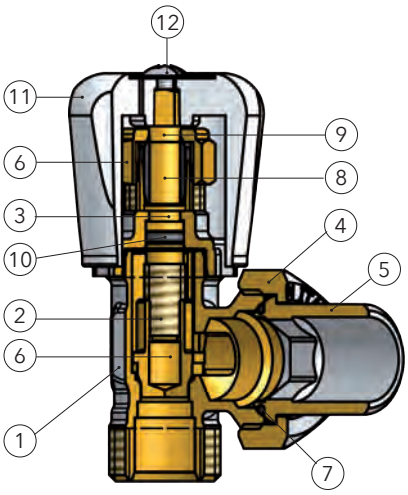

	DESCRIPTION	*DESCRIZONE*	MATERIAL / *MATERIALE*
1	BODY	CORPO	BRASS / *OTTONE CW617N UNI EN 12165*
2	SHUTTER	OTTURATORE	BRASS / *OTTONE CW614N UNI EN 12164*
3	SPINDLE	ASTA MANOVRA	BRASS / *OTTONE CW614N UNI EN 12164*
4	NUT	DADO	BRASS / *OTTONE CW617N UNI EN 12165*
5	TAIL PIECE	BOCCHETTONE	BRASS / *OTTONE CW617N UNI EN 12165*
6	CAP	CAPPUCCIO	BRASS / *OTTONE CW617N UNI EN 12165*
7	O-RING	O-RING	EPDM
8	PACKING GLAND	PREMISTOPPA	PTFE
9	STUFFING NUT	GHIERA PREMISTOPPA	BRASS / *OTTONE CW614 UNI EN 12164*
10	O-RING	O-RING	EPDM PEROXIDE / *EPDM PEROSSIDICO*
11	HANDWHEEL	MANOPOLA	ABS WHITE / *ABS BIANCO*
12	SCREW	VITE	BRASS / *OTTONE CW507L*

Dimensions / *Dimensioni*

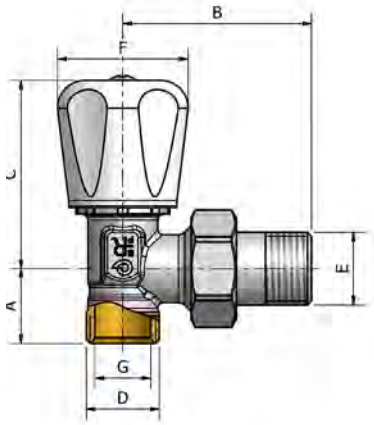

SIZE/ MISURE	A	B	C	D	E	F	G
3/8"	21,5	52	51	G 1/2"	R 3/8"	39,5	16
1/2"	21,5	54	51	G 1/2"	R 1/2"	39,5	16

Pressure drop chartes / *Diagramma perdite di carico*

3/8"

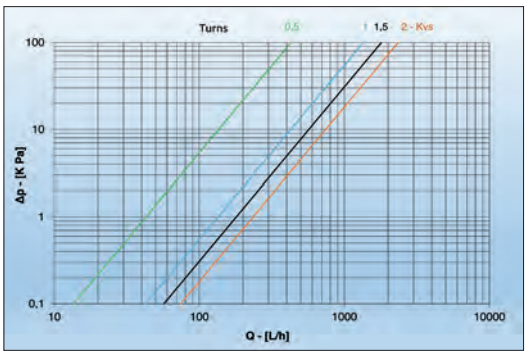

1/2"

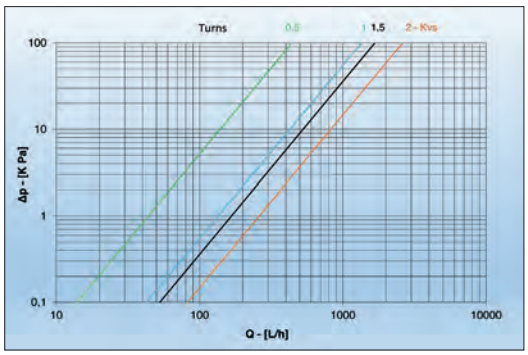

COMISA
QUALITY COMES FIRST

ANGLE MANUAL VALVE FOR RADIATOR
VALVOLA MANUALE AD ANGOLO PER RADIATORI

Manual valve for the regulation and interception of the fluid circulating in the radiators of the air conditioning systems.

Valvola manuale destinata alla regolazione ed intercettazione del fluido circolante nei radiatori degli impianti di climatizzazione.

RADIATOR
RADIATORE

119E

WITH METAL-METAL SEALING
CON TENUTA METALLO-METALLO

PLUS SERIE

CONNECTION MULTILAYER PIPE COPPER PIPE
ATTACCO TUBO MULTISTRATO TUBO RAME



ISO 228

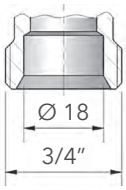

100%
MADE IN
ITALY

MISURE *SIZE*	PN	Kvs
1/2"	10	2,6

- Angle manual valve for radiator with shutter metal-metal seal
- Fixed regulation handle (without axial movement)
- Testing at 100% (detailed inspection) of the seals inwards and outwards on the whole production batch
- Body in brass CW617N in conformity with EN 12165, hot-pressed sand blasted and nickel plated before machining
- Shutter in brass CW614N, in conformity with EN 12164
- Brass in conformity with: DIN 50930-6; D.M.174; Directive 2011/65/EC (ROHS II)
- O-Rings in EPDM
- Handwheel in white ABS

- *Valvola manuale ad angolo per radiatore con tenuta dell'otturatore metallo-metallo*
- *Manopola di regolazione fissa (priva di movimento assiale)*
- *Collaudi al 100% delle tenute verso l'interno e verso l'esterno sull'intero lotto prodotto*
- *Corpo in ottone CW617N conforme a EN 12165, stampati a caldo sabbiati e nichelati prima della lavorazione*
- *Otturatore in ottone CW614N conforme a EN 12164*
- *Ottone conforme a: DIN 50930-6; D.M.174; Direttiva 2011/65/EC (ROHS II)*
- *O-rings in EPDM*
- *Manopola in ABS bianco*

Maximum pressure / *Pressione massima*
10 Bar

Operating temperature / *Temperatura d'esercizio*
0° C + 120°C

Maximum Δp / *Valore massimo Δp*
1 Bar

Fluid / *Fluidi*
Water and glycol solutions (maximum 30%)
Acqua e soluzioni glicolate (max 30%)

Certifications /*Certificazioni*

RoHS COMPLIANT

Comisa reserves the right to make any technical and aesthetical changes without prior warning, as part of a continual product and process improvement.
Comisa si riserva il diritto di apportare eventuali modifiche di natura tecnica ed estetica senza alcun preavviso, nell'ambito di un costante miglioramento del prodotto e del processo produttivo.

TAIL PIECES 3/8" - 1/2"

ISO 7/1
STANDARD

ISO 7/1
PTFE

ISO 228
O-RING
FIXED RING
GHIERA FISSA

ISO 228
O-RING
REGULATING RING
GHIERA REGOLABILE

Threaded connection
Valve in conformity with EN ISO 228
Standard tail piece and PTFE in conformity with EN10226-1 (ISO7/1)
Tail piece with O-Ring in conformity with EN ISO 228

Filetto di connessione
Valvola conforme EN ISO 228
Bocchettone standard e PTFE conforme a EN10226-1 (ISO7/1)
Bocchettone con O-Ring conforme a EN ISO 228

Valve combined with lockshield
Valvola abbinabile con detentore

111E

ADAPTORS / *ADATTATORI*

875
PRESS FITTING
FOR MULTILAYER PIPE
/ A PRESSARE
PER TUBO MULTISTRATO

221C
SCREW FITTING
FOR MULTILAYER PIPE
/ A STRINGERE
PER TUBO MULTISTRATO

180
FOR COPPER PIPE
/ PER TUBO RAME

ANGLE MANUAL VALVE FOR RADIATOR
VALVOLA MANUALE AD ANGOLO PER RADIATORI

Manual valve for the regulation and interception of the fluid circulating in the radiators of the air conditioning systems.

Valvola manuale destinata alla regolazione ed intercettazione del fluido circolante nei radiatori degli impianti di climatizzazione.

119E

WITH METAL-METAL SEALING
CON TENUTA METALLO-METALLO

PLUS SERIE

RADIATOR
RADIATORE

Materials / *Materiali*

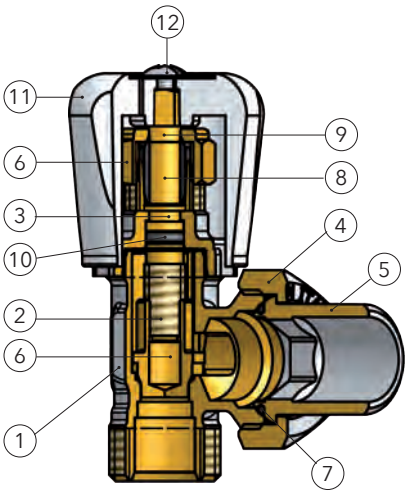

	DESCRIPTION	*DESCRIZONE*	MATERIAL / *MATERIALE*
1	BODY	CORPO	BRASS / *OTTONE CW617N UNI EN 12165*
2	SHUTTER	OTTURATORE	BRASS / *OTTONE CW614N UNI EN 12164*
3	SPINDLE	ASTA MANOVRA	BRASS / *OTTONE CW614N UNI EN 12164*
4	NUT	DADO	BRASS / *OTTONE CW617N UNI EN 12165*
5	TAIL PIECE	BOCCHETTONE	BRASS / *OTTONE CW617N UNI EN 12165*
6	CAP	CAPPUCCIO	BRASS / *OTTONE CW617N UNI EN 12165*
7	O-RING	O-RING	EPDM
8	PACKING GLAND	PREMISTOPPA	PTFE
9	STUFFING NUT	GHIERA PREMISTOPPA	BRASS / *OTTONE CW614 UNI EN 12164*
10	O-RING	O-RING	EPDM PEROXIDE / *EPDM PEROSSIDICO*
11	HANDWHEEL	MANOPOLA	ABS WHITE / *ABS BIANCO*
12	SCREW	VITE	BRASS / *OTTONE CW507L*

Dimensions / *Dimensioni*

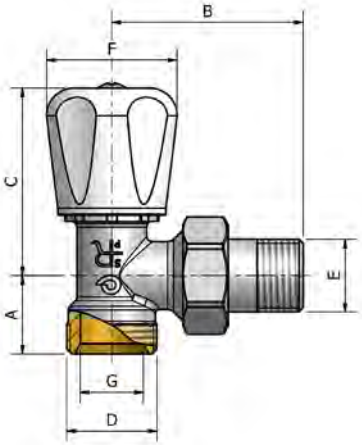

SIZE/ MISURE	A	B	C	D	E	F	G
3/8"	23	52	51	G 3/4"	R 3/8"	39,5	18
1/2"	23	54	51	G 3/4"	R 1/2"	39,5	18

Pressure drop chartes / *Diagramma perdite di carico*

3/8"

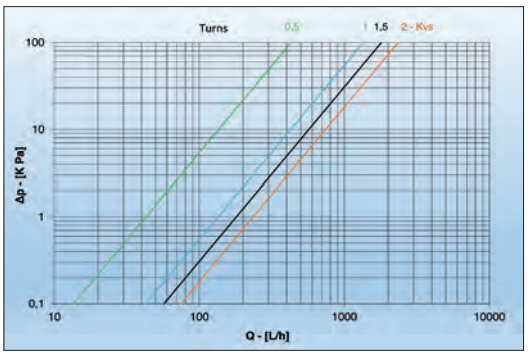

1/2"

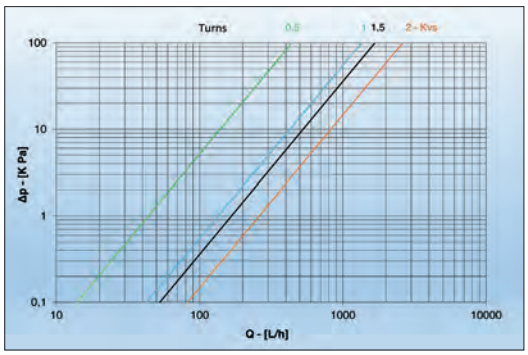

COMISA
QUALITY COMES FIRST

ANGLE MANUAL VALVE FOR RADIATOR
VALVOLA MANUALE AD ANGOLO PER RADIATORI

Manual valve for the regulation and interception of the fluid circulating in the radiators of the air conditioning systems.

Valvola manuale destinata alla regolazione ed intercettazione del fluido circolante nei radiatori degli impianti di climatizzazione.

RADIATOR
RADIATORE

120

WITH METAL-METAL SEALING
CON TENUTA METALLO-METALLO

PLUS SERIE

CONNECTION IRON PIPE
ATTACCO TUBO FERRO



ISO 228

100% MADE IN ITALY

MISURE *SIZE*	PN	Kvs
3/8″	10	1,5
1/2″	10	2,0
3/4″	10	2,0
1″	10	/
1 1/4″	10	/

- Straight manual valve for radiator with shutter metal-metal seal
- Fixed regulation handle (without axial movement)
- Double seal on the shutter (O-Ring + packing gland) for the maximum safety
- Testing at 100% (detailed inspection) of the seals inwards and outwards on the whole production batch
- Body in brass CW617N in conformity with EN 12165, hot-pressed sand blasted and nickel plated before machining
- Shutter in brass CW614N, in conformity with EN 12164
- Brass in conformity with: DIN 50930-6; D.M.174; Directive 2011/65/EC (ROHS II)
- O-Rings in EPDM
- Handwheel in white ABS

- *Valvola manuale diritta per radiatore con tenuta dell'otturatore metallo-metallo*
- *Manopola di regolazione fissa (priva di movimento assiale)*
- *Doppia tenuta sull'otturatore (O-ring + premistoppa) per la massima sicurezza*
- *Collaudi al 100% delle tenute verso l'interno e verso l'esterno sull'intero lotto prodotto*
- *Corpo in ottone CW617N conforme a EN 12165, stampati a caldo sabbiati e nichelati prima della lavorazione*
- *Otturatore in ottone CW614N conforme a EN 12164*
- *Ottone conforme a: DIN 50930-6; D.M.174; Direttiva 2011/65/EC (ROHS II)*
- *O-rings in EPDM*
- *Manopola in ABS bianco*

TAIL PIECES 3/8″ - 1/2″

ISO 7/1
STANDARD

ISO 7/1
PTFE

ISO 228
O-RING
FIXED RING
GHIERA FISSA

ISO 228
O-RING
REGULATING RING
GHIERA REGOLABILE

Maximum pressure / *Pressione massima*
10 Bar

Operating temperature / *Temperatura d'esercizio*
0° C + 120°C

Maximum Δp / *Valore massimo Δp*
1 Bar

Fluid / *Fluidi*
Water and glycol solutions (maximum 30%)
Acqua e soluzioni glicolate (max 30%)

Threaded connection
Valve in conformity with EN ISO 228
Standard tail piece and PTFE in conformity with EN10226-1 (ISO7/1)
Tail piece with O-Ring in conformity with EN ISO 228
Standard tail piece 3/4″ - 1″ - 1 1/4″ in conformity with EN ISO 228

Filetto di connessione
Valvola conforme EN ISO 228
Bocchettone standard e PTFE conforme a EN10226-1 (ISO7/1)
Bocchettone con O-Ring conforme a EN ISO 228
Bocchettone 3/4″ - 1″ - 1 1/4″ conforme a EN ISO 228

Valve combined with lockshield
Valvola abbinabile con detentore

122

Certifications /*Certificazioni*

RoHS COMPLIANT

Comisa reserves the right to make any technical and aesthetical changes without prior warning, as part of a continual product and process improvement.
Comisa si riserva il diritto di apportare eventuali modifiche di natura tecnica ed estetica senza alcun preavviso, nell'ambito di un costante miglioramento del prodotto e del processo produttivo.

Manual valve for the regulation and interception of the fluid circulating in the radiators of the air conditioning systems.

Valvola manuale destinata alla regolazione ed intercettazione del fluido circolante nei radiatori degli impianti di climatizzazione.

120

WITH METAL-METAL SEALING
CON TENUTA METALLO-METALLO

PLUS SERIE

RADIATOR
RADIATORE

Materials / *Materiali*

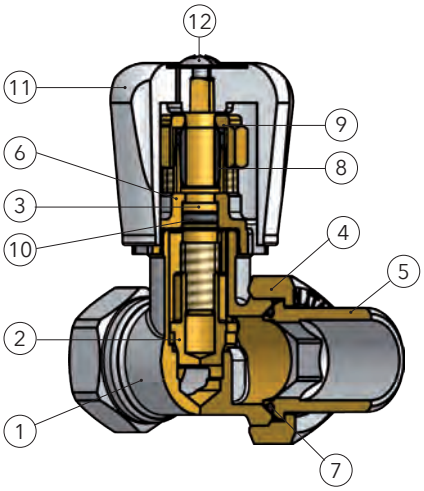

	DESCRIPTION	*DESCRIZONE*	MATERIAL / *MATERIALE*
1	CORPO	*BODY*	BRASS / *OTTONE CW617N UNI EN 12165*
2	OTTURATORE	*SHUTTER*	BRASS / *OTTONE CW614N UNI EN 12164*
3	ASTA MANOVRA	*SPINDLE*	BRASS / *OTTONE CW614N UNI EN 12164*
4	DADO	*NUT*	BRASS / *OTTONE CW617N UNI EN 12165*
5	BOCCHETTONE	*TAIL PIECE*	BRASS / *OTTONE CW617N UNI EN 12165*
6	CAPPUCCIO	*CAP*	BRASS / *OTTONE CW617N UNI EN 12165*
7	O-RING	*O-RING*	EPDM
8	PREMISTOPPA	*PACKING GLAND*	PTFE
9	GHIERA PREMISTOPPA	*STUFFING NUT*	BRASS / *OTTONE CW614 UNI EN 12164*
10	O-RING	*O-RING*	EPDM PEROSSIDICO / *EPDM PEROXIDE*
11	MANOPOLA	*HANDWHEEL*	ABS BIANCO / *ABS WHITE*
12	VITE	*SCREW*	OTTONE / *OTTONE CW507L*

Dimensions / *Dimensioni*

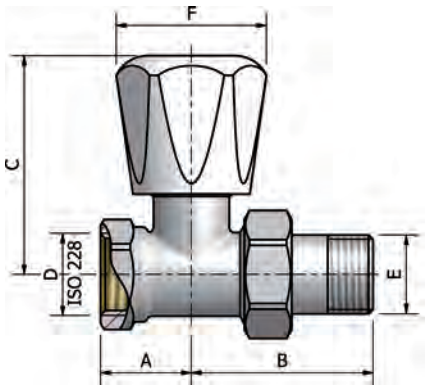

SIZE/ *MISURE*	A	B	C	D	E	F
3/8"	22,5	45,5	59	G 3/8"	R 3/8"	39,5
1/2"	24	48,5	59	G 1/2"	R 1/2"	39,5
3/4"	32,5	61,5	56	G 3/4"	G 3/4"	39,5
1"	40,5	67	86	G 1"	G 1"	58
1 1/4"	43	79	86	G 1 1/4"	G 1 1/4"	58

Pressure drop chartes / *Diagramma perdite di carico*

3/8"

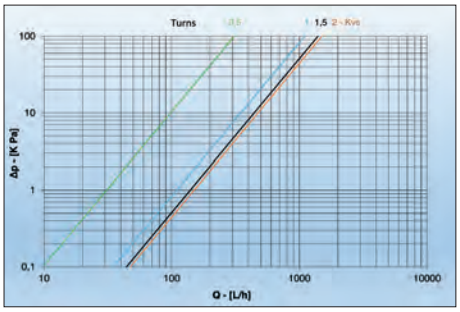

1/2"

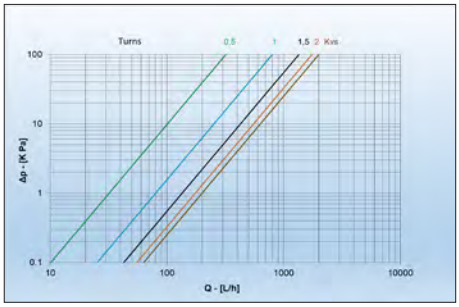

3/4"

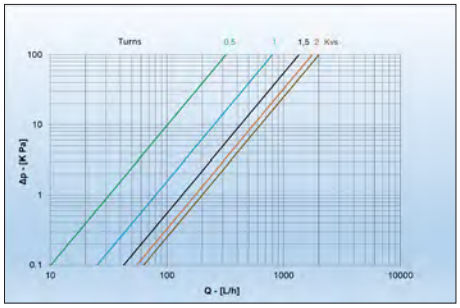

For dimensions 1" and 1 1/4" available on demand Comisa Technical Dept. / *Per misure da 1" a 1 1/4" disponibile a richiesta Ufficio Tecnico Comisa.*

COMISA
QUALITY COMES FIRST

STRAIGHT MANUAL VALVE FOR RADIATOR
VALVOLA MANUALE DIRITTA PER RADIATORI

Manual valve for the regulation and interception of the fluid circulating in the radiators of the air conditioning systems.

Valvola manuale destinata alla regolazione ed intercettazione del fluido circolante nei radiatori degli impianti di climatizzazione.

RADIATOR
RADIATORE

120R

WITH METAL-METAL SEALING
CON TENUTA METALLO-METALLO

PLUS SERIE

CONNECTION MULTILAYER PIPE COPPER PIPE
ATTACCO TUBO MULTISTRATO TUBO RAME



ISO 228

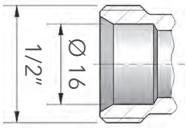



100%
MADE IN
ITALY

MISURE *SIZE*	PN	Kvs
3/8"	10	1,5
1/2"	10	2,0

- Straight manual valve for radiator with shutter metal-metal seal
- Fixed regulation handle (without axial movement)
- Double seal on the shutter (O-Ring + packing gland) for the maximum safety
- Testing at 100% (detailed inspection) of the seals inwards and outwards on the whole production batch
- Body in brass CW617N in conformity with EN 12165, hot-pressed sand blasted and nickel plated before machining
- Shutter in brass CW614N, in conformity with EN 12164
- Brass in conformity with: DIN 50930-6; D.M.174; Directive 2011/65/EC (ROHS II)
- O-Rings in EPDM
- Handwheel in white ABS

- *Valvola manuale diritta per radiatore con tenuta dell'otturatore metallo-metallo*
- *Manopola di regolazione fissa (priva di movimento assiale)*
- *Doppia tenuta sull'otturatore (O-ring + premistoppa) per la massima sicurezza*
- *Collaudi al 100% delle tenute verso l'interno e verso l'esterno sull'intero lotto prodotto*
- *Corpo in ottone CW617N conforme a EN 12165, stampati a caldo sabbiati e nichelati prima della lavorazione*
- *Otturatore in ottone CW614N conforme a EN 12164*
- *Ottone conforme a: DIN 50930-6; D.M.174; Direttiva 2011/65/EC (ROHS II)*
- *O-rings in EPDM*
- *Manopola in ABS bianco*

Maximum pressure / *Pressione massima*
10 Bar

Operating temperature / *Temperatura d'esercizio*
0° C + 120°C

Maximum Δp / *Valore massimo Δp*
1 Bar

Fluid / *Fluidi*
Water and glycol solutions (maximum 30%)
Acqua e soluzioni glicolate (max 30%)

TAIL PIECES 3/8" - 1/2"

ISO 7/1
STANDARD

ISO 7/1
PTFE

ISO 228
O-RING
FIXED RING
GHIERA FISSA

ISO 228
O-RING
REGULATING RING
GHIERA REGOLABILE

Threaded connection
Valve in conformity with EN ISO 228
Standard tail piece and PTFE in conformity with EN10226-1 (ISO7/1)
Tail piece with O-Ring in conformity with EN ISO 228

Filetto di connessione
Valvola conforme EN ISO 228
Bocchettone standard e PTFE conforme a EN10226-1 (ISO7/1)
Bocchettone con O-Ring conforme a EN ISO 228

Valve combined with lockshield
Valvola abbinabile con detentore

110R

Certifications /*Certificazioni*

RoHS COMPLIANT

ADAPTORS / *ADATTATORI*

875
PRESS FITTING
FOR MULTILAYER PIPE
/ A PRESSARE
PER TUBO MULTISTRATO

225C
SCREW FITTING
FOR MULTILAYER PIPE
/ A STRINGERE
PER TUBO MULTISTRATO

178
FOR COPPER PIPE
/ PER TUBO RAME

Comisa reserves the right to make any technical and aesthetical changes without prior warning, as part of a continual product and process improvement.
Comisa si riserva il diritto di apportare eventuali modifiche di natura tecnica ed estetica senza alcun preavviso, nell'ambito di un costante miglioramento del prodotto e del processo produttivo.

Manual valve for the regulation and interception of the fluid circulating in the radiators of the air conditioning systems.

Valvola manuale destinata alla regolazione ed intercettazione del fluido circolante nei radiatori degli impianti di climatizzazione.

120R

WITH METAL-METAL SEALING
CON TENUTA METALLO-METALLO

PLUS SERIE

RADIATOR
RADIATORE

Materials / *Materiali*

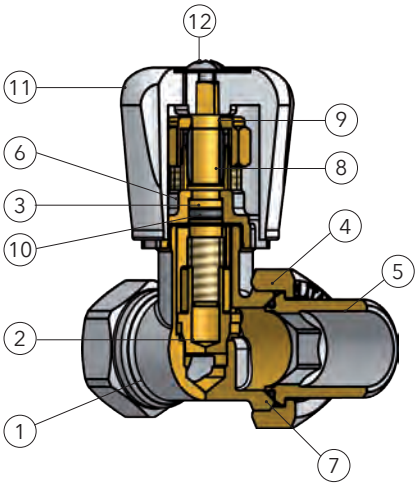

	DESCRIPTION	*DESCRIZONE*	MATERIAL / *MATERIALE*
1	CORPO	*BODY*	BRASS / *OTTONE CW617N UNI EN 12165*
2	OTTURATORE	*SHUTTER*	BRASS / *OTTONE CW614N UNI EN 12164*
3	ASTA MANOVRA	*SPINDLE*	BRASS / *OTTONE CW614N UNI EN 12164*
4	DADO	*NUT*	BRASS / *OTTONE CW617N UNI EN 12165*
5	BOCCHETTONE	*TAIL PIECE*	BRASS / *OTTONE CW617N UNI EN 12165*
6	CAPPUCCIO	*CAP*	BRASS / *OTTONE CW617N UNI EN 12165*
7	O-RING	*O-RING*	EPDM
8	PREMISTOPPA	*PACKING GLAND*	PTFE
9	GHIERA PREMISTOPPA	*STUFFING NUT*	BRASS / *OTTONE CW614 UNI EN 12164*
10	O-RING	*O-RING*	EPDM PEROSSIDICO / *EPDM PEROXIDE*
11	MANOPOLA	*HANDWHEEL*	ABS BIANCO / *ABS WHITE*
12	VITE	*SCREW*	OTTONE / *OTTONE CW507L*

Dimensions / *Dimensioni*

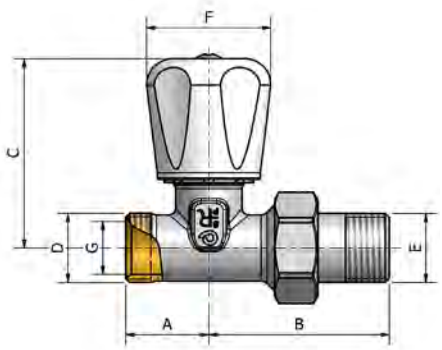

SIZE/ MISURE	A	B	C	D	E	F	G
3/8"	25	51,5	59	G 1/2"	R 3/8"	39,5	16
1/2"	25	53,5	59	G 1/2"	R 1/2"	39,5	16

Pressure drop chartes / *Diagramma perdite di carico*

3/8"

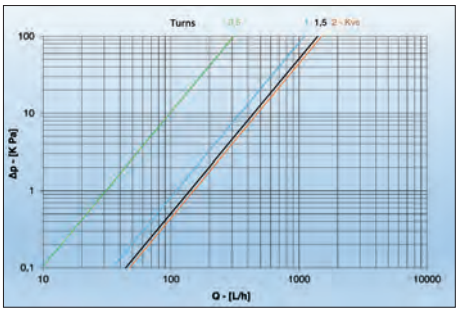

1/2"

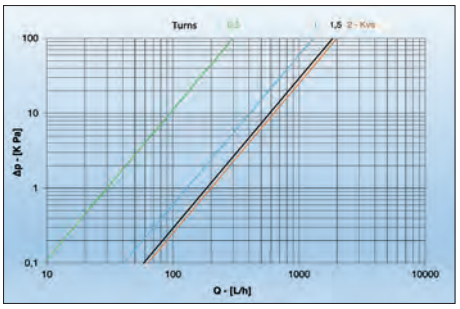

COMISA
QUALITY COMES FIRST

STRAIGHT LOCKSHIELD FOR RADIATOR
DETENTORE DIRITTO PER RADIATORI

Lockshield for the regulation and interception of the fluid circulating in the radiators of the air conditioning systems.

Detentore destinato alla regolazione ed intercettazione del fluido circolante nei radiatori degli impianti di climatizzazione.

RADIATOR
RADIATORE

122

WITH METAL-METAL SEALING
CON TENUTA METALLO-METALLO

PLUS SERIE

CONNECTION IRON PIPE
ATTACCO TUBO FERRO



ISO 228

100%
MADE IN
ITALY

MISURE *SIZE*	PN	Kvs
3/8″	10	1,2
1/2″	10	1,8
3/4″	10	1,8
1″	10	3,6
1 1/4″	10	4,18

- Straight manual lockshield for radiator with shutter metal-metal seal
- Testing at 100% (detailed inspection) of the seals inwards and outwards on the whole production batch
- Body in brass CW617N in conformity with EN 12165, hot-pressed sand blasted and nickel plated before machining
- Shutter in brass CW614N, in conformity with EN 12164
- Brass in conformity with: DIN 50930-6; D.M.174; Directive 2011/65/EC (ROHS II)
- O-Rings in EPDM
- Inward double seal (O-Ring + metal metal)

- *Detentore manuale diritto per radiatore con tenuta dell'otturatore metallo-metallo*
- *Collaudi al 100% delle tenute verso l'interno e verso l'esterno sull'intero lotto prodotto*
- *Corpo in ottone CW617N conforme a EN 12165, stampati a caldo sabbiati e nichelati prima della lavorazione*
- *Otturatore in ottone CW614N conforme a EN 12164*
- *Ottone conforme a: DIN 50930-6; D.M.174; Direttiva 2011/65/EC (ROHS II)*
- *O-rings in EPDM*
- *Doppia tenuta verso l'interno (O-ring + metallo metallo)*

Maximum pressure / *Pressione massima*
10 Bar

Operating temperature / *Temperatura d'esercizio*
0° C + 120°C

Maximum Δp / *Valore massimo Δp*
1 Bar

Fluid / *Fluidi*
Water and glycol solutions (maximum 30%)
Acqua e soluzioni glicolate (max 30%)

CODULI / *TAILS* 3/8″ - 1/2″

ISO 7/1
STANDARD

ISO 7/1
PTFE

ISO 228
O-RING
FIXED RING
GHIERA FISSA

ISO 228
O-RING
REGULATING RING
GHIERA REGOLABILE

Threaded connection
Valve in conformity with EN ISO 228
Standard tail piece and PTFE in conformity with EN10226-1 (ISO7/1)
Tail piece with O-Ring in conformity with EN ISO 228
Standard tail piece 3/4″ - 1″ - 1 1/4″ in conformity with EN ISO 228

Filetto di connessione
Valvola conforme EN ISO 228
Bocchettone standard e PTFE conforme a EN10226-1 (ISO7/1)
Bocchettone con O-Ring conforme a EN ISO 228
Bocchettone 3/4″ - 1″ - 1 1/4″ conforme a EN ISO 228

Lockshield combined with valve
Detentore abbinabile con valvola

120

Certifications /*Certificazioni*

RoHS COMPLIANT

Comisa reserves the right to make any technical and aesthetical changes without prior warning, as part of a continual product and process improvement.
Comisa si riserva il diritto di apportare eventuali modifiche di natura tecnica ed estetica senza alcun preavviso, nell'ambito di un costante miglioramento del prodotto e del processo produttivo.

STRAIGHT LOCKSHIELD FOR RADIATOR
DETENTORE DIRITTO PER RADIATORI

Lockshield for the regulation and interception of the fluid circulating in the radiators of the air conditioning systems.
Detentore destinato alla regolazione ed intercettazione del fluido circolante nei radiatori degli impianti di climatizzazione.

122

WITH METAL-METAL SEALING
CON TENUTA METALLO-METALLO

PLUS SERIE

RADIATOR
RADIATORE

Materials / *Materiali*

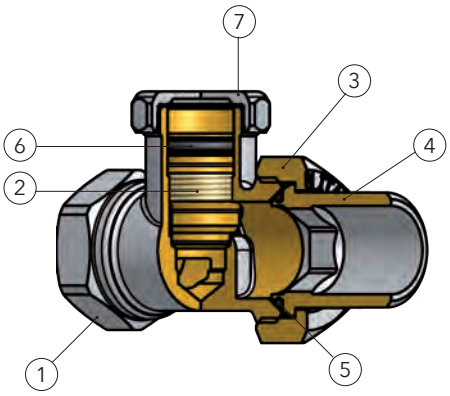

	DESCRIPTION	*DESCRIZONE*	MATERIAL / *MATERIALE*
1	BODY	*CORPO*	BRASS / *OTTONE CW617N UNI EN 12165*
2	SHUTTER	*OTTURATORE*	BRASS / *OTTONE CW614N UNI EN 12164*
3	NUT	*DADO*	BRASS / *OTTONE CW617N UNI EN 12165*
4	TAIL PIECE	*BOCCHETTONE*	BRASS / *OTTONE CW617N UNI EN 12165*
5	O-RING	*O-RING*	EPDM
6	O-RING	*O-RING*	EPDM
7	CAP	*CAPPUCCIO*	BRASS / *OTTONE CW617N UNI EN 12165*

Dimensions / *Dimensioni*

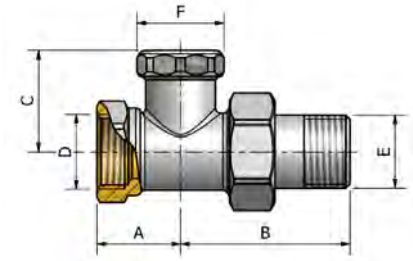

MISURE / *SIZE*	A	B	C	D	E	F
3/8"	22,5	45,5	28,5	G 3/8"	R 3/8"	27,6
1/2"	24	48,5	28,5	G 1/2"	R 1/2"	27,6
3/4"	32,5	61,5	26	Rp 3/4"	G 3/4"	24
1"	45	67	69	G 1"	G 1"	44
1 1/4"	43	79	69	G 1 1/4"	G 1 1/4"	44

Pressure drop chartes / *Diagramma perdite di carico*

3/8"

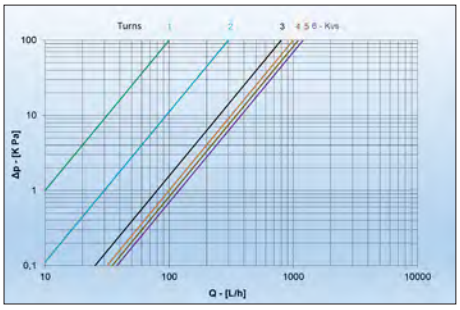

1/2"

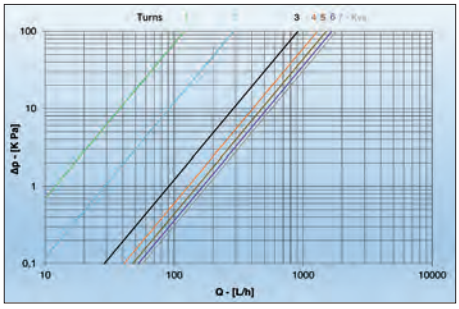

3/4"

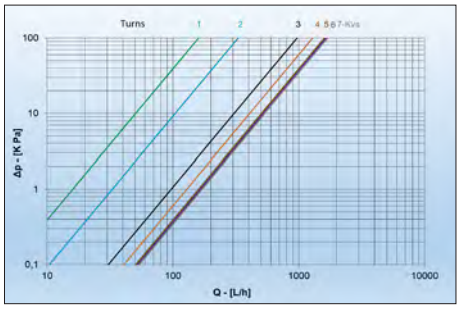

For dimensions 1" and 1 1/4" available on demand Comisa Technical Dept. */ Per misure da 1" a 1 1/4" disponibile a richiesta Ufficio Tecnico Comisa.*

VALVES PRESSURE DROP CHARTES
DIAGRAMMI PERDITE DI CARICO VALVOLE

RADIATOR
RADIATORE

FLOW SETTING
The system for regulating the flow, allows, without the aid of special tools, to balance the circuit with the adjustment of a lockshield, simply aligning the reference notch on the rod with the desired location that is marked on the body of the valve.

REGOLAZIONE FLUSSO
Il sistema di regolazione del flusso, permette, senza l'ausilio di particolari attrezzi, di bilanciare il circuito con la precisione di un detentore, semplicemente allineando la tacca di riferimento presente sull'asta con la posizione desiderata impressa sul corpo della valvola.

For a correct operating of the thermostatic valves, is recommended to keep the values of Δp less than 0,25 Bar, in order to avoid excessive noise of the system.

Per un buon funzionamento delle valvole termostatiche è consigliato mantenere valori di Δp inferiori a 0.25 bar, al fine di evitare eccessive rumorosità dell'impianto.

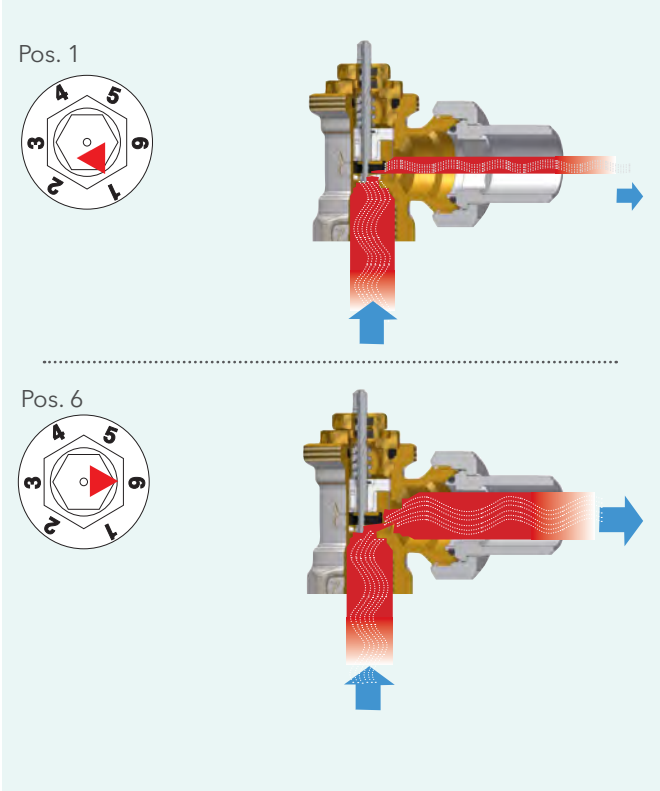

For a correct system dimensioning, the valves are usually chosen identifying the pressure drop in relation to the flow rate with proportional band 2K (Kv2). Kv coefficient defines the water flow (between 5 ° and 40 °), expressed in m3 / h, which goes through a valve with a differential pressure (pressure drop) of 1 bar.
With this data it's possible to:
- calculate the flow rate of the valve, in relation to the pressure difference
- measure the valve in relation to the flow rate and to the pressure drop intended to be accepted
- calculate the pressure drop of the valve, in relation to the flow rate and to the Kv

Kv (m^3 / h) = **typical valve flow coefficient**
Q (m^3 / h) = **piping system flow rate**
ΔP (bar) = **pressure drop (difference between the inlet pressure and outlet pressure)**

FORMULA: Q = Kvx √ΔP Kv = Q / √ ΔP ΔP = (Q / kv)2

Per un corretto dimensionamento dell'impianto, generalmente vengono scelte le valvole individuandone la perdita di carico in funzione della portata con banda proporzionale a 2K (Kv2).
*Il coefficiente **Kv** definisce il flusso di acqua (tra 5° e 40°), espresso in m^3/h, che attraversa una valvola con una pressione differenziale (caduta di pressione) di 1 bar.*
Con questo dato è possibile
- *calcolare la portata che attraversa la valvola, in funzione della differenza di pressione*
- *dimensionare la valvola in funzione della portata e della perdita di carico che si intende accettare*
- *calcolare la perdita di carico concentrata della valvola, in funzione della portata e del Kv*

Kv** (m^3/h) = **coefficiente di portata tipico della valvola
Q** (m^3/h) = **portata della condotta
***ΔP**(bar) = **caduta di pressione** (differenza tra pressione in ingresso e pressione in uscita)*

FORMULE: Q = Kvx √ΔP Kv = Q / √ ΔP ΔP = (Q / kv)2

PRESSURE DROP CHARTES WITH HEAD TH0101

DIAGRAMMI PERDITE DI CARICO CON TESTA TH0101

105
valve only
/ solo valvola
3/8"-1/2"

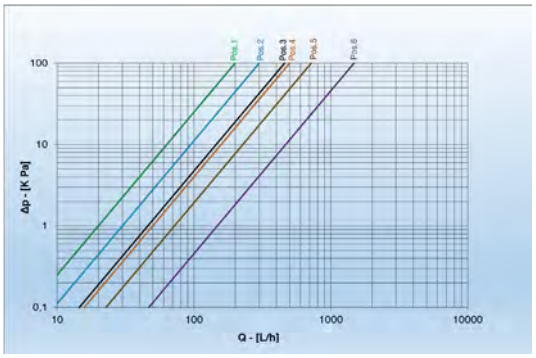

106
valve only
/ solo valvola
3/8"-1/2"

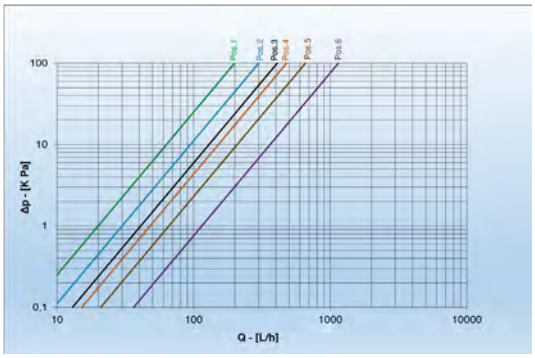

105
valve only
/ solo valvola
3/4"

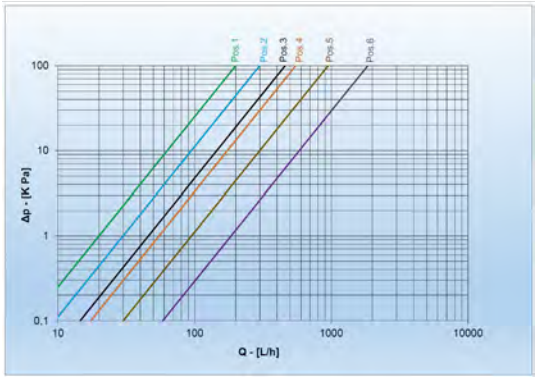

106
valve only
/ solo valvola
3/4"

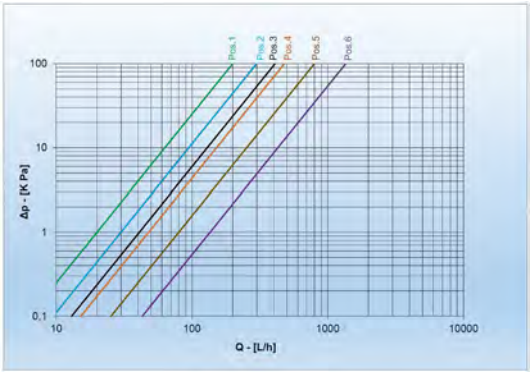

105
valve and
thermostatic
head
/ valvola
e testa
termostatica
1"

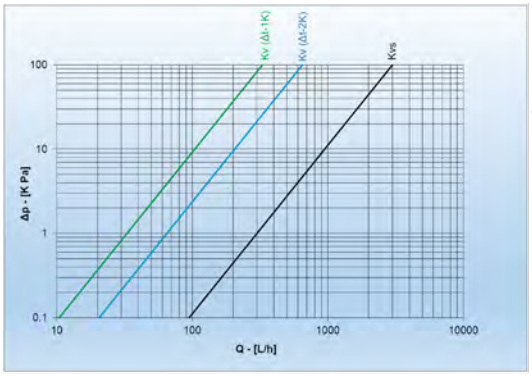

106
valve
and thermostatic
head
/ valvola
e testa
termostatica
1"

107
valve and
thermostatic
head
/ valvola
e testa
termostatica
1/2"

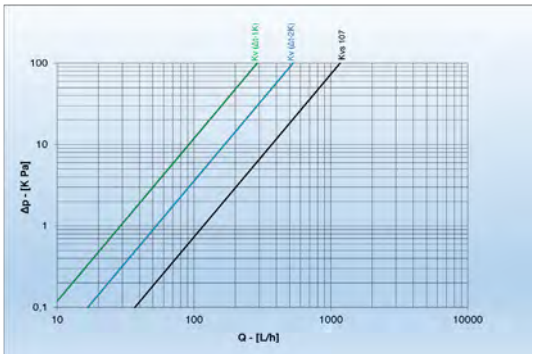

108
valve only
/ solo valvola
3/8" - 1/2"

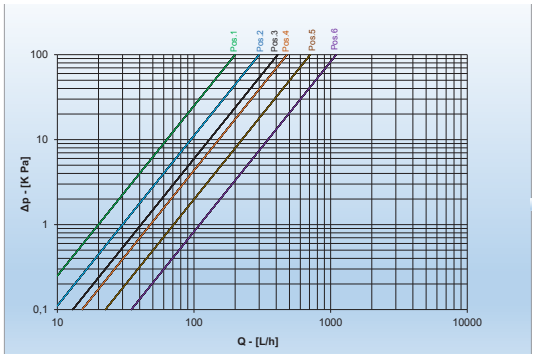

POS.	ART.	WITH HEAD / *CON TESTA*			ONLY VALVE / *SOLO VALVOLA*	
		q_{mN} [L / h]	KV1 [Δt - 1k]	KV2 [Δt - 2k]	$q_{m\ max}$ [L / h]	Kvs
1	Angle / Angolo DN 10-15-20	55 ± 50%	0.10	0.18	65	0.20
	Straight / Diritto DN 10-15-20					
	Coaxial / Coassiale DN 10-15					
2	Angle / Angolo DN 10-15-20	75 ± 40%	0.18	0.24	95	0.30
	Straight / Diritto DN 10-15-20					
	Coaxial / Coassiale DN 10-15					
3	Angle / Angolo DN 10-15-20	105 ± 20%	0.22	0.33	144	0.46
	Straight / Diritto DN 10-15-20				125	0.41
	Coaxial / Coassiale DN 10-15				125	0.41
4	Angle / Angolo DN 10-15	115 ± 20%	0.23	0.36	160	0.50
	Angle / Angolo DN 20				170	0,55
	Straight / Diritto DN 10-15-20				150	0.48
	Coaxial / Coassiale DN 10-15				150	0.48
5	Angle / Angolo DN 10-15	130 ± 10%	0.25	0.43	230	0.72
	Angle / Angolo DN 20				300	0,95
	Straight / Diritto DN 10-15				210	0.66
	Straight / Diritto DN 20				250	0,80
	Coaxial / Coassiale DN 10-15				224	0.71
6	Angle / Angolo DN 10-15	170 ± 10%	0.32	0.55	470	1.48
	Angle / Angolo DN 20				585	1,85
	Straight / Diritto DN 10-15				360	1.15
	Straight / Diritto DN 20				430	1,36
	Coaxial / Coassiale DN 10-15				347	1.1

-	107 Reverse / Rovescio	170 ± 10%	0.29	0.53	370	1.17
-	105 Angle / Angolo	205 ± 10%	0.33	0.65	948	3
-	106 Straight / Diritto					

POS.1

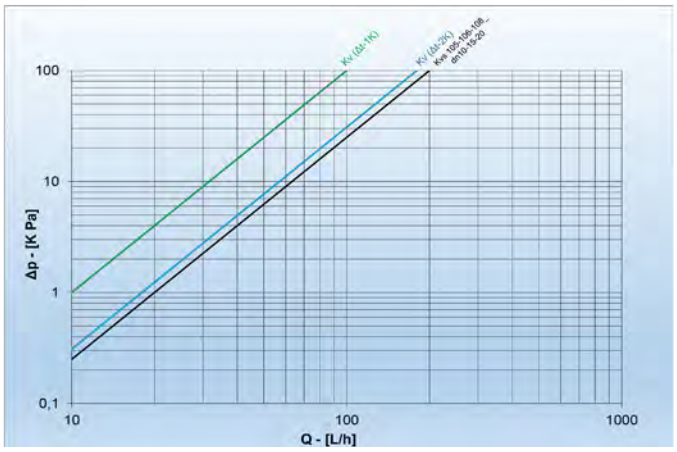

POS.2

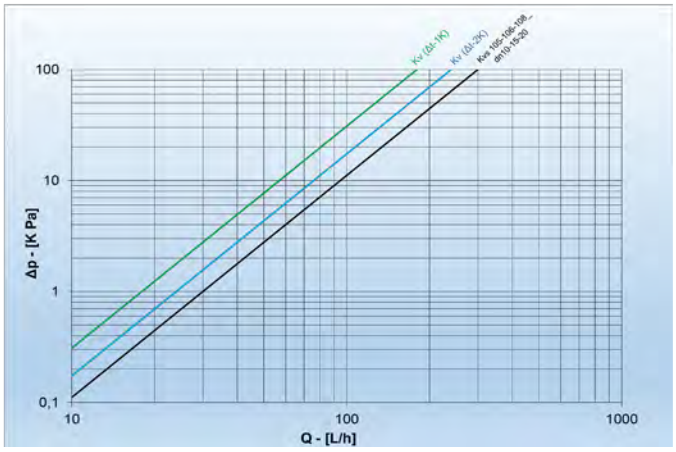

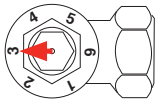

POS.3

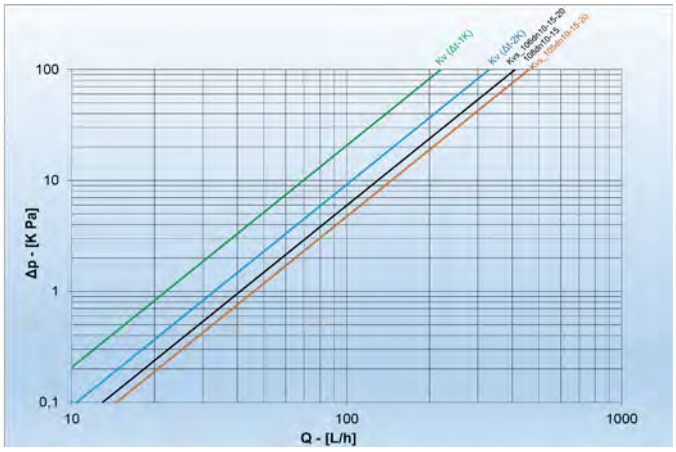

POS.4

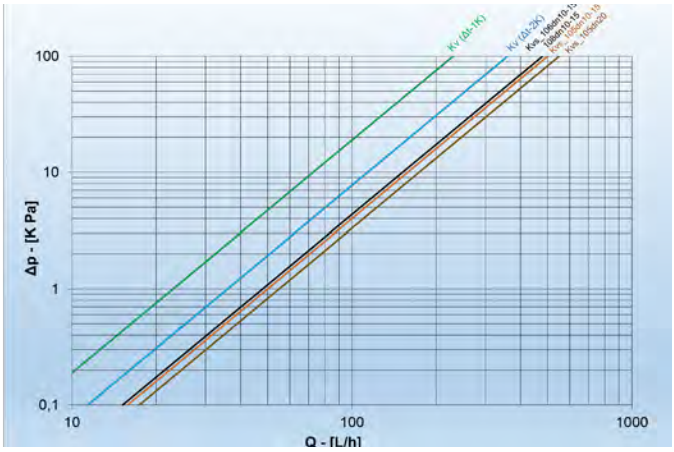

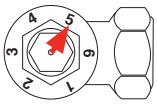

POS.5

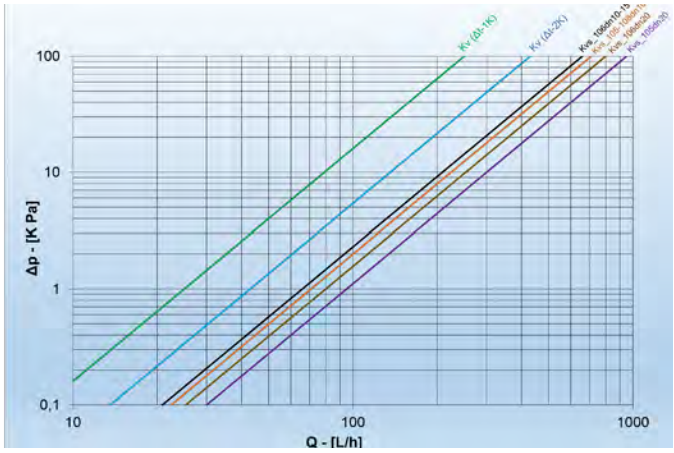

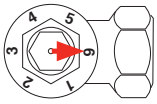

POS.6

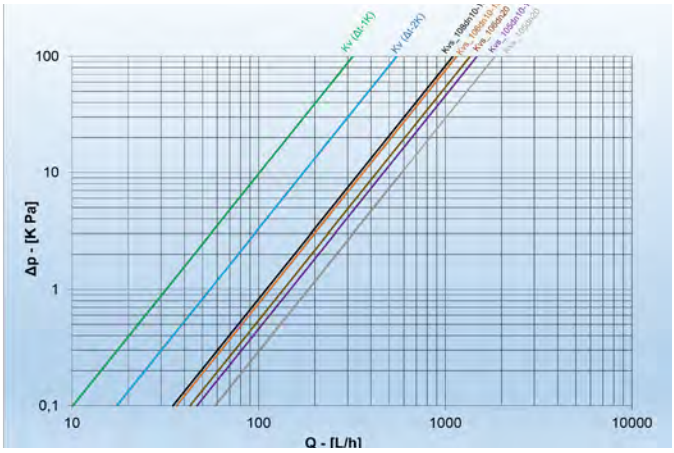

COMISA S.p.A. | Via Neziole, 27 | 25055 | PISOGNE (BS) Italy

COMISA

WWW.COMISA.IT